Guangzhou Skydance Co.,Ltd

SKYDANCE


www.iskydance.com

Add: No.56,Huancundong Road, Zhongcun Street, Panyu District, Guangzhou, China 511495

Tel: +86 20 8471 8129/ +86 20 8471 0397

Fax: +86 20 23830061

E-mail: sales@iskydance.com


SKYDANCE

2021

CATALOGUE

# LIGHTING CONTROL SYSTEM

LIGHTING CONTROLS

LED DIMMER

INTELLIGENT DRIVER

Wireless / DMX512 / Triac / DALI / 0/1-10V

# Contents


12 RF Wireless System

49 Sensor Series

51 DMX512 Control System

61 AC Triac Series

67 0/1-10V LED Controller

71 DALI LED Dimmer Series

75 Power Repeater Series

80 SPI Series


## To be one of the leading innovator in intelligent lighting system

## Company Profile

Guangzhou Skydance Co.,Ltd is founded in 2014 and located in Guangzhou, china.We are specialized in research and development of Lighting Control system. We insist to use the highest quality parts and the strict quality control techniques to ensure the reliability and long life of our products; we take pride in designing each product with the goal of providing the best lighting controlling performance possible in its price range.

Skydance dedicated in producing a variety of LED controlling options, including RF system, Dimmable drivers, DMX512 system,AC Traic system, 0/1-10V dimmer, Power repeater, WiFi Controller, Converter etc. Our products are compatible with systems of Lutron, Philips, Osram,Dynalite, Schneider, ABB, Leviton, JUNG, Berker, etc. With customer all over the world, we actively explore new ideas in architectural, residential, commercial, industrial lighting controlling effects.

Skydance devotes itself to developing products with state-of-the-art technologies. With diligent R&D team, we launch new products every month.
Our R&D team has abundant experience in industrial design, electronic driver, heat simulation analysis, light control system. We do own many patents and designs which give us a unique presence in the lighting control field. All the products we designed fully follow UL and EU electrical safety standards.

.

## Company Images

Company

Receiption

Sales Department

Lobby Entrance

Meeting Area

Producing Line

Working Team

Producing Line

Temperature Chamber

Power Ageing

Solder Paste Printer

Reflow-Soldering

Wave-Soldering

Warehouse

Warehouse

# Projects worldwide

Skydance's lighting control products simplify design, installation, and startup of smart lighting control systems. They can save your time and money to create the perfect lighting ambience in every space, and they are widely used in more than 10,000 project cases all over the world.

## Office and Education

**Project:** CCTV Headquarters
**Location:** Beijing, China
**Used Items:** Skydance LED Controller V4 , Power Repeater EV4 and RF remote RT4
**Application:** Office and Education




## Presentation and Retail

**Project:** Tiffany & Co. Store in Beijing
**Location:** Beijing, China
**Used Items:** Skydance DMX Decoder D4C-L
**Application:** Presentation and Retail

**Project:** Cartier Store
**Location:** Shenzhen, China
**Used Items:** Skydance DMX512 decoder D4C-L
**Application:** Presentation and Retail

**Project:** Gucci Store in Hangzhou
**Location:** Hangzhou, China
**Used Items:** Skydance DMX Decoder D4-XE
**Application:** Presentation and Retail

## Health, Sport and Leisure

**Project:** TomorrowLand Music Festival 2018
**Location:** Boom, Brussels, Belgium
**Used Items:** Skydance DMX512 decoder D24
**Application:** Health, Sport and Leisure

**Project:** Chennai Entertainment Center
**Location:** Chennai, India
**Used Items:** Skydance RF Receiver V3, Panel Remote T13, RF Remot RT4 and WiFi-Relay
**Application:** Health, Sport and Leisure

**Project:** Hong Kong Private Club
**Location:** Hong Kong, China
**Used Items:** Skydance DMX512 decoder D24
**Application:** Health, Sport and Leisure

**Project:** Spain Lighting Decoration
**Location:** Barcelona,Spain
**Used Items:** Skydance DMX512 Decoder S3-DX and D4-XE
**Application:** Health, Sport and Leisure

## Hotels, Hospitality and Wellness

**Project:** The City of Dream
**Location:** Cotai, Macau
**Used Items:** Skydance DMX512 Decoder D24 and D4, DMX Signal Amplifier DA
**Application:** Hotels, Hospitality and Wellness



**Project:** Macau Galaxy Hotel
**Location:** Cotai, Macau
**Used Items:** Skydance Power Repeater EV4-D, DMX Decoder D4-L and D4C-L, DMX Signal Amplifier DA, DMX512 0/1-10V Converter DL
**Application:** Hotels, Hospitality and Wellness

## Art and Culture

**Project:** Swit. Opera de Lausanne
**Location:** Lausanne, Switzerland
**Used Items:** Skydance DMX Decoder D4-L
**Application:** Art and Culture





**Project:** Swit. Opera de Lausanne
**Location:** Lausanne, Switzerland
**Used Items:** Skydance DMX Decoder D4-L , DMX512-SPI Converter DS
**Application:** Art and Culture

**Project:** Swit. Opera de Lausanne
**Location:** Lausanne, Switzerland
**Used Items:** Skydance DMX Decoder D4-L , DMX512-SPI Converter DS
**Application:** Art and Culture

**Project:** Feiras Novas 2018, Portugal
**Location:** Portugal
**Used Items:** Skydance DMX Decoder D24
**Application:** Art and Culture

**Project:** Spain Street Lighting Decoration
**Location:** Barcelona,Spain
**Used Items:** Skydance DMX512 Decoder S3-DX and D4-E
**Application:** Art and Culture

SKYDANCE

**2020**
- 2020 Skydance launches more DALI dimmers, sensor dimmers, and RF controllers with Voice control and APP remote control functions.

**2019**
- Skydance launches 300W Triac dimmable driver and 300W RF LED dimmable driver.
- Waterproof DMX decoder, RF LED controller, and power repeater are launched.
- PCBA touch sensors are developed.
- DALI drivers are developed.

**2018**
- Skydance launches 10-150W Triac, DMX512 and RF LED dimmable driver.
- RGB + CCT smart lamp, including bulb,down light, rail light are developed .
- AC & DC input touch panel dimmers are developed.
- New user friendly Wi-fi controller App is launched.

**2017**
- Skydance launches new designed wall mounted glass touch panel.including 1/4 zone single color,dual color, RGB, RGBW PWM controller and DMX512 master.
- More fashionable RF remote have complete development.
- AC Triac dimmer series are developed. including rotaty or touch panel, RF receivers and DMX decoder.

**2016**
- DMX512, 0/1-10V series are developed. Consumer showed strong interest on Din-rail DMX decoder products, 4CH decoders become one of the hottest selling products in our company.
- Whole series of 5CH (RGB+CCT) controller products have complete development.

**2015**
- Skydance lighting control system first time exhibits at the Guangzhou International Lighting Fair.
- With 12 patents of invention and patents for utility models approved, our R&D is capable to develop products that provide functionally and economically superior lighting solutions.
- Skydance Wi-Fi series are developed; App is available at Android & Apple store for download.

**2014**
- Guangzhou Skydance Co., Ltd. is founded; the company establishes its factory at Panyu, Guangzhou.
- RF & SPI Series products are independently developed. Including LED receiver, remote controller and wall mounted glass touch panel controller.
- Start developing dimming driver internally.

**2013**
- The Skydance trademarks are registered. A group of engineers is dedicated to the technical development and stable innovation of the full range of lighting control system.

**2012**
- The idea for better light control solution was conceived, started R&D to develop Skydance system.

SKYDANCE

Making lighting control better easier and more complete

# Company Images

Company Exterior

Reception

Showroom

Meeting room

Office



Office 02

Workshop

Workshop 02

Warehouse




Wave-soldering

Temp&Humi
Programmable Chamber

SMPS Auto Test System



震动测试台



DIP AOI测试仪

Laser Engraving Machine

Power Aging Test Instrument

Power Aging Test Instrument

Solder Paste Printer

## Skydance Core market

**Products are mainly sold domestically, Europe and America**

At present, our products have been distributed in more than 100 countries around the world

Skydance Quality
Smart Life

Jingqing serves customers with professional technology and sincere attitude, creates sustainable value for customers, and has won the support and trust of many customers around the world. We will continue to work hard to bring more perfection to more users Lighting control solutions and professional lighting control experience.

Contents

# RF DIM Control Series - RF LED Controller

## RF LED Controller

## RF Remote Control

## Mini LED Dimmer




# RF DIM Control Series - RF Remote

## RF DIM Handy Remote Control






# RF DIM Control Series - RF Remote

## RF DIM Panel Controller

# RF DIM Control System - Dimmable Led Driver

## RF Constant Voltage Dimmable Led Driver

## RF Constant Current Dimmable Led Driver

Contents

Contents

# RF CCT Control Series - RF Controller

## RF CCT Constant Voltage Controller




## RF CCT Constant Voltage Panel Controller

## RF CCT Constant Voltage Mini Controller

# RF CCT Control Series - RF Remote Control

## RF CCT Handy Remote Control

## RF CCT Panel Controller

# RF CCT Control Series- Dimmable Led Driver

## RF Constant Voltage Dimmable Led Driver




# RF RGB Control Series - RF controller

## RF RGB LED Controller

## RF RGB Panel Controller

## RF RGB Mini Controller

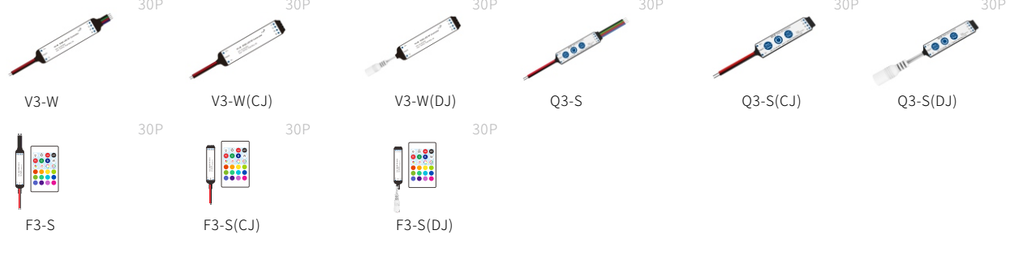


Contents

Contents

# RF RGBW Control Series - RF Controller

## RF RGBW LED Controller

31P
VP

31P
V4-M

31P
V4-M (CJ)

31P
V4-M (DJ)

31P
V4

31P
V4-S

31P
V4-L

31P
V4-D

31P
V4-X

31P
V4-WP

31P
V4-K

## RF RGBW Panel Controller

32P
T4

32P
T4-1

## RF RGBW Mini Controller

32P
V4-W

32P
V4-W(CJ)

32P
V4-W(DJ)

# RF RGB/RGBW Control Series - RF Remote Control

## RGB/RGBW Handy Remote Control

33P
R8

33P
R8-1

33P
R9

33P
R13

33P
R14

33P
RT4

33P
RT9

33P
RS9

33P
RS3

33P
RS4

33P
RS8

33P
RM3

33P
R21

33P
R22

## RF RGB/RGBW Panel Controller

34P
T3-KB

34P
RK3

34P
PK3

34P
PK3 (G)

34P
PF3

34P
PF3 (G)

34P
T24

34P
T13

34P
T13(IT)

34P
T13-1

34P
T14

34P
T14(IT)

34P
T14-1

34P
T13-K

34P
T3-K

34P
T3

34P
T3-1

34P
T4

34P
T4-1



# RF RGB/RGBW Constant Voltage Dimmable LED Driver

## RF RGB Constant Voltage Dimmable LED Driver

35P
PB-40-12-3
40W 12V (3 channel)

35P
PB-40-24-3
40W 24V(3 channel)

35P
PB-75-12-4
75W 12V(4 channel)

35P
PB-75-24-4
75W 24V(4 channel)

35P
PH-75-12-3
75W 12V (3 channel)

35P
PH-75-24-3
75W 12V (3 channel)

35P
PH-150-12-4
150W 12V(4 channel)

35P
PH-150-24-4
150W 24V(4 channel)

# RF RGBW Constant Voltage Dimmable Led Driver

35P
PB-75-12-4
75W 12V(4 channel)

35P
PB-75-24-4
75W 24V(4 channel)

35P
PH-75-12-4
75W 12V (4 channel)

35P
PH-75-24-4
75W 12V (4 channel)

35P
PH-150-12-4
150W 12V (4 channel)

35P
PH-150-24-4
150W 24V(4 channel)

# RGB+CCT Control System - RF Controller

## RGB+CCT LED Controller

37P
V5-M

37P
V5

37P
V5-L

# RF Signal Amplifier

39P
RA

# RGB+CCT Control System - RF Remote Control

## RGB+CCT Handy Remote Control

38P
R17

38P
R8-5

38P
RT5

38P
RT10

38P
R10

38P
R23

## RGB+CCT Panel Remote Control

38P
T15

38P
T15-1

38P
T25

38P
T25-1

# Voice+Remote Control Series

## Tuya&WiFi Controller

43P
WT1

43P
WT5

43P
SS-B(WT)

43P
S1-B(WT)

Contents

Contents

# Voice+Remote Control System

### Tuya& Bluetooth Controller

43P WB1

43P WB5

### Tuya& ZigBee Controller

43P WZ1

43P WZ5

# Sensor Series

### RF Microwave Sensor Remote Control

46P ER1

46P ER2

46P ER3

46P ES32

### Sensor Switch

46P E1-B

46P E1-D

46P E1-R

### Mini Touch LED Dimmer

46P E1-C

# DMX512 Series

### DMX512&RDM Constant Voltage Decoder

50P D1-L

50P D4-L

50P D3-L

50P D4

50P D4-XE

50P D3-XE

50P D4-E

50P D4-P

50P D4-WP

50P D12

50P D24

50P D3-P

50P D4-S

50P D4-M

50P D5

50P D12A

50P D24A

### DMX512&RDM Constant Current Decoder

51P D4C-L(350mA)

51P D4C-L(700mA)

51P D4C(350mA)

51P D4C(700mA)

51P D4C-XE(350mA)

51P D4C-XE(700mA)

51P D32C(350mA)

51P D32C(700mA)

### DMX High Voltage Decoder

51P S3-DX

51P S4-DX



# DMX512 Series

### DMX512 Panel Master

54P T11

54P T11(IT)

54P T11-1

54P T11-K

54P T11-D

54P T16-1

54P T16-2

54P T16-3

54P T16

### CCT DMX512 Panel Master

54P T12

54P T12(IT)

54P T12-1

54P T12-K

### RGB DMX512 Panel Master

54P T13

54P T13(IT)

54P T13-1

54P T13-K

### RGBW DMX512 Panel Master

55P T14

55P T14(IT)

55P T14-1

### RGB+CCT DMX512 Panel Master

55P T15

55P T15(IT)

55P T15-1

### DMX512 Master

55P AJ6

56P XC

56P XC-D

### DMX Signal Amplifier

56P DM

56P DA

56P DMA

# Triac Series

### Triac Panel Dimmer

59P KS

59P S1-K

59P S1-T

59P ST1

### RF AC Smart Switch

59P SS-B

59P SS-C

### RF AC Triac Dimmer

59P S1-B

59P S1

59P S1-L

59P TR1

### AC Triac DALI Dimmer

60P DT



Contents

Contents

# Triac Series

## DMX Triac Dimmer

60P S1-D

60P S1-DR

60P S1-D1


## OLED AC Triac Dimmer

60P SK1


## Triac Constant Voltage Dimmable Led Driver

61P TE-10-12 10W 12V

61P TE-12-12 12W 12V

61P TE-40-12 40W 12V

61P TE-40-24 40W 24V

61P TE-75-12 75W 12V

61P TE-75-24 75W 24V

61P TE-150-12 150W 12V

61P TE-150-24 150W 24V


## Triac Constant Current Dimmable Led Driver

62P TE-9A 9W 150-500mA

62P TE-10A 10W 150-500mA

62P TE-12A 12W 350mA

62P TE-15A 15W 150-700mA

62P TE-25A 25W 250-900mA

62P TE-30A 30W 300-900mA

62P TE-36A 36W 350-1200mA


# 0/1-10V Series

## 0/1-10V Panel Dimmer

65P KL

65P T18

65P T18-1

65P T18-2

65P T18-3


## RF 0/1-10V Dimmer

65P L1

65P L4-M

65P L4-ML


## DMX 0/1-10V Converter

65P DL

65P DL-L


## 0/1-10V Constant Current Dimmable LED Driver

65P LV

65P LV-L

65P V1-T

65P L4-L

65P L4-D

66P LN-12-12 12W 12V

66P LN-40-12 40W 12V

66P LN-40-24 40W 24V

66P LN-75-12 75W 12V

66P LN-75-24 75W 24V

66P LF-150-12 150W 12V

66P LF-150-24 150W 24V


## 0/1-10V Constant Current Dimmable LED Driver

66P LN-12A 12W 350mA

66P LF-15A 15W 150-700mA

66P LF-25A 25W 250-900mA

66P LF-36A 36W 350-1200mA

66P LF-50A 50W 500-1750mA




# DALI Series

## DALI LED Dimmer

69P DA1

69P DA4

69P DA4-D

69P DT


# Power Repeater Series

## 1 Channel Power Repeater

73P EV1

73P EV1-S

73P EV1-X


## 2 Channel Power Repeater

74P EV2


## 3 Channel Power Repeater

74P EV3

74P EV3-H

74P EV3-X


## 4 Channel Power Repeater

74P EV4

74P EV4-H

74P EV4-X

74P EV4-D

74P EV4-WP


## 5 Channel Power Repeater

74P EV5


# SPI Series

## SPI Controller

77P SC


## DMX-SPI Decoder

78P DS

78P DS-L

78P DSA


## SPI Amplifier

78P SA


## SPI Remote Control

77P R9


Contents

# RF/ WI-FI SYSTEM



# RF/ Wi-Fi System

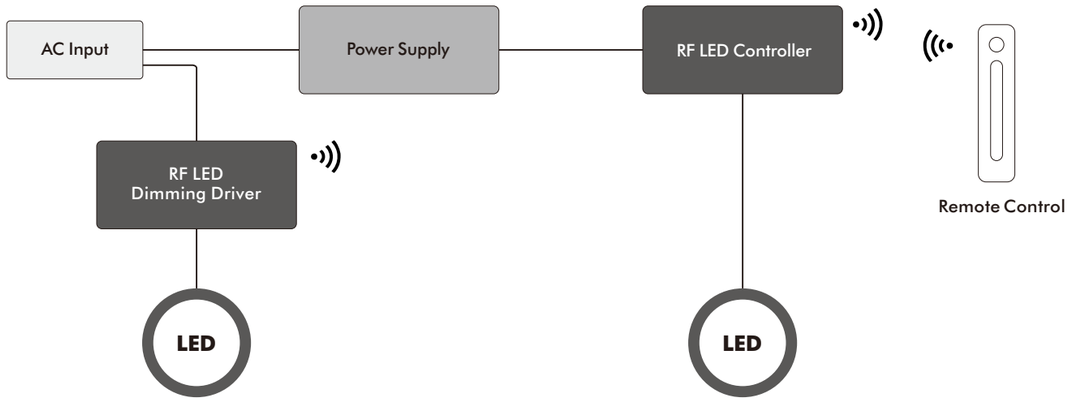

# Wireless RF/WiFi System

Skydance perfect RF system is the smart home lighting solution and wireless LED controller system includingthe handheld RF remote, wall mounted PWM controller & RF remote, 1-5 channel PWM constant voltage orconstant current receiver, RF dimmable LED driver and smart lamp to control single color, dual color, RGB,RGBW, RGB+CCT LED lighting to create static colors or dynamic color changing modes.

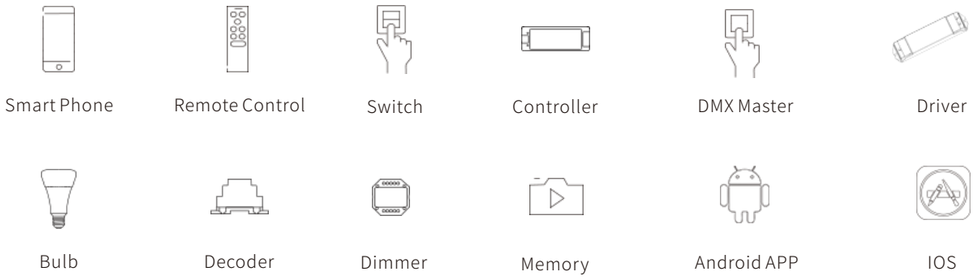


The RF system is a perfect wireless home automation system which enables to control multi zones by one remotewith endless receivers in each zone and achieve perfect synchronization. Each receiver can be controlled by10 remotes. The control range is up to 30m.

## SIMPLE CONTROL AS

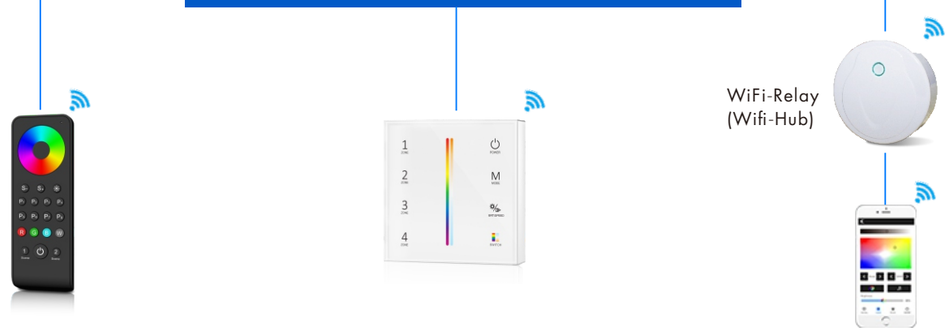


Hand-Held Remote

Wall Touch Panel Remote

Smart Phone With APP

The receivers can be WiFi controlled via APP installed on IOS or Android device while working with a WiFi-Relay controller, achieve static color adjust, dynamic mode play, scene memory and timing run function.






# CONNECT VARIOUS RF SYSTEMS

Our WIFI-Relay(Wi-Fi Hub) allows you to connect with a wide variety of RF systems,including led controllers,LED dimmable drivers,smart lights,0-10V and Triac dimmers.

# WIRELESS GROUP CONTRPL IN MULTIPLE ZONES

Multiple LED lights with LED controller can be group controlled by one remote at the same time. press one single zone button to select one or multiple lights in one romm. Remotes can have 1-8 zone buttons depending on the series. Even more, you can select up to 16 different zones in the SkySmart App on your phone through Wifi-Relay converter.

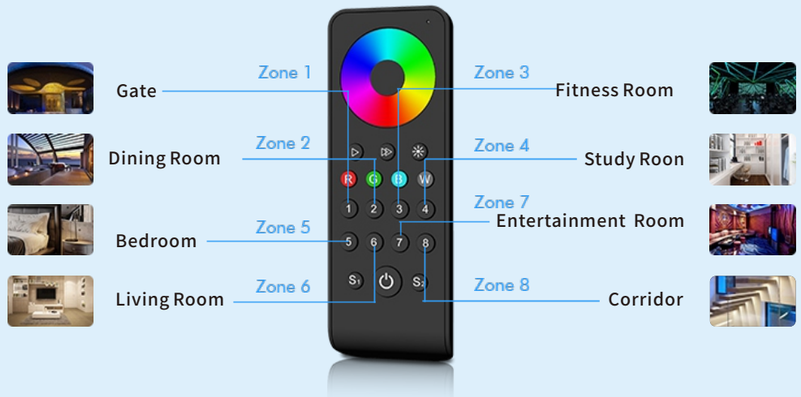

# DIM - RF LED Controller



## RF LED Controller

Skydance constant voltage dimming LED controller series includes RF controller, panel controller, sensor dimmer and Triac dimmer. With DC12 / 24 / 36 / 48V constant voltage led power supply, 1 / 4-way PWM constant voltage output, output connected to low-voltage LED light strip, using RF remote control, push switch, touch button, knob, digital tube key, Triac dimming ways. It can achieve 256 levels of 0-100% smooth and accurate dimming.

## Feature

- RF Wireless dimming
- PWM Constant voltage output
- 256 level 0-100% smooth and accurate dimming
- Multiple protection

### Constant Voltage RF LED Controller

V1

V1-M

V1-M(D)

V1-L

V1-L/P

V1-H

V1-H/P

V1-T

V1-K

V3

VP

V4

V4-L

V4-D

V1-KF

| Model | Input Voltage | Output Current | Output Power | Size |
|---|---|---|---|---|
| V1 | 5-36VDC | ≤8A | 5V<40W ,12V<96W , 24V<192W, 36V<288W | L97*W33*H18mm |
| V1-M | 12-24VDC | ≤5A | 12V<60W ,24V<120W | L64*W23.5*H8.5mm |
| V1-M(D) | 12-24VDC | ≤5A | 12V<60W ,24V<120W | L64*W23.5*H8.5mm |
| V1-L | 12-24VDC | ≤15A | 12V<180W ,24V<360W | L175*W45*H27mm |
| V1-L/P | 12-24VDC | ≤15A | 12V<180W ,24V<360W | L175*W45*H27mm |
| V1-H | 12-48VDC | ≤8A@12/24V, ≤4 A@36/48V | 12V<96W ,24V<192W ,36V<144W,48V<192W | L52*W52*H26mm |
| V1-H/P | 12-48VDC | ≤8A@12/24V, ≤4 A@36/48V | 12V<96W ,24V<192W ,36V<144W,48V<192W | L52*W52*H26mm |
| V1-T | 12-24VDC | ≤20A | 12V<240W ,24V<480W | L107*W75*H24.5mm |
| V1-K | 12-24VDC | ≤20A | 12V<240W ,24V<480W | L107*W75*H38mm |
| V3 | 12-24VDC | 3CH, ≤4A/CH | 12V<144W ,24V<288W | L97*W33*H18mm |
| VP | 12-24VDC | 4CH, ≤4A/CH | 12V<192W ,24V<384W | L114*W38*H20mm |
| V4 | 12-36VDC | 4CH, ≤5A/CH | 12V<240W, 24V<480W, 36V<720W | L175*W45*H27mm |
| V4-L | 12-24VDC | 4CH, ≤5A/CH | 12V<240W ,24V<480W | L170*W50*H23mm |
| V4-D | 12-24VDC | 4CH, ≤5A/CH | 12V<240W ,24V<480W | L115*W48*H67mm |
| V1-KF | 12-24VDC | 4CH, ≤4A/CH | 12V<192W ,24V<384W | L187*W46*H35.5mm |



DIM - RF LED Controller



### Constant Current RF LED Controller

C1(350mA)

C1(700mA)

C4(350mA)

C4(700mA)

C4-L(350mA)

C4-L(700mA)

| Model | Input Voltage | Output Current | Output Power | Size |
|---|---|---|---|---|
| C1(350mA) | 12-48VDC | 1CH,350mA/CH | 1.05-16.1W | L97*W33*H18mm |
| C1(700mA) | 12-48VDC | 1CH,700mA/CH | 2.10-32.2W | L97*W33*H18mm |
| C4(350mA) | 12-48VDC | 4CH,350mA/CH | 4×(1.05–16.1)W | L160*W45*H27mm |
| C4(700mA) | 12-48VDC | 4CH,700mA/CH | 4×(2.10–32.2)W | L160*W45*H27mm |
| C4-L(350mA) | 12-48VDC | 4CH,350mA/CH | 4×(1.05–16.1)W | L170*W50*H23mm |
| C4-L(700mA) | 12-48VDC | 4CH,700mA/CH | 4×(2.10–32.2)W | L170*W50*H23mm |

# DIM - Panel Controller

## Features

- PWM frequency: 500Hz
- Dimming curve: logarithmic (gamma 1.6)
- White / black panel available
- It can be used as dimming controller or remote control
- Dimming mode: touch / knob panel, RF remote control

T1

T1-1

T1-K

KV

| Model | Input Voltage | Output Current | Output Power | Size(mm) |
|---|---|---|---|---|
| T1 | 12-24VDC | 4CH, ≤3A/CH | 12V<144W, 24V<288W | L86*W86*H33mm |
| T1-1 | 12-24VDC | 4CH, ≤3A/CH | 12V<144W, 24V<288W | L86*W86*H33mm |
| T1-K | 12-24VDC | 3CH, ≤4A/CH | 12V<144W, 24V<288W | L86*W86*H50mm |
| KV | 12-48VDC | ≤6A | 12V<72W ,24V<144W, 36V<216W ,48V<288W | L86*W86*H48.5mm |

## Mini & Controller

FC CE RoHS emc RED

V1-W

V1-W(D)

V1-N

Q1-S

Q1-S(D)

F1-S

F1-S(D)

| Model | Input Voltage | Output Current | Output Power | Size |
|---|---|---|---|---|
| V1-W | 12-24VDC | ≤3A | 12V<36W, 24V<72W | L60*W14*H5.8mm |
| V1-W(D) | 12-24VDC | ≤3A | 12V<36W, 24V<72W | L60*W14*H5.8mm |
| V1-N | 12-24VDC | ≤3A | 12V<36W, 24V<72W | L60*W14*H5.8mm |
| Q1-S | 12-24VDC | ≤4A | 12V<48W ,24V<96W | L60*W14*H5.8mm |
| Q1-S(D) | 12-24VDC | ≤4A | 12V<48W ,24V<96W | L60*W14*H5.8mm |
| E1-C | 12-24VDC | ≤3A | 12V<36W, 24V<72W | L50*W7.8*H10mm |
| F1-S | 12-24VDC | ≤4A | 12V<48W ,24V<96W | L60*W14*H5.8mm(controller)/L100*W47*H8mm(Remote ) |
| F1-S(D) | 12-24VDC | ≤4A | 12V<48W ,24V<96W | L60*W14*H5.8mm(controller)/L100*W47*H8mm(Remote ) |



# DIM - RF Remote control

## RF Remote Control

Skydance dimming remote control series includes handy and wall panel remote controls, which are divided into single zone, zone 2, zone 4 and Zone 8, with batteries, AC100-240V, DC12-24V power supply ways. It adopts wireless 2.4G signal transmission technology, can be used for single color LED lights to realize the functions of turn on/off, brightness adjustment, group partition and scene application. The remote control distance is 30 meters.

## Feature

- Adopt RF wireless 2.4G signal transmission technology.
- Single zone or multi zone control.
- 30 meters remote control distance
- Scene storage function

### RF Hand-held Remote Control

R1

R1-1

RU4

RU8

R6

R6-1

R11

RT1

RT6

RT8

RS1

RS6

RM1

RA1

| Model | Zone | Working Voltage | Working Current | Standby Current | Standby Time | Size |
|---|---|---|---|---|---|---|
| R1 | 1 Zone DIM | 3VDC(CR2032) | <5mA | <2uA | 2 Year | L135*W40*H11mm |
| R1-1 | 1 Zone DIM | 3VDC(CR2032) | <5mA | <2uA | 2 Year | Φ43xH17mm |
| RU4 | 4 Zone DIM | 3VDC(CR2032) | <5mA | <2uA | 2 Year | L135*W40*H11mm |
| RU8 | 8 Zone DIM | 3VDC(CR2032) | <5mA | <2uA | 2 Year | L135*W40*H11mm |
| R6 | 4 Zone DIM | 3VDC(CR2032) | <5mA | <10uA | 1 Year | L107*W58.5*H9mm |
| R6-1 | 1 Zone DIM | 3VDC(CR2032) | <5mA | <10uA | 1 Year | L107*W58.5*H9mm |
| R11 | 1 Zone DIM | 3VDC(CR2032) | <5mA | <10uA | 1 Year | L139*W36*H11mm |
| RT1 | 1 Zone DIM | 3VDC(AAAx2) | <5mA | <10uA | 1 Year | L122*W53*H17.5mm |
| RT6 | 4 Zone DIM | 3VDC(AAAx2) | <5mA | <10uA | 1 Year | L122*W53*H17.5mm |
| RT8 | 8 Zone DIM | 3VDC(AAAx2) | <5mA | <10uA | 1 Year | L122*W53*H17.5mm |
| RS1 | 4 Zone DIM | 3VDC(AAAx2) | <5mA | <10uA | 1Year | L155*W43*H17.5mm |
| RS6 | 4 CH DIM | 3VDC(AAAx2) | <5mA | <10uA | 1 Year | L155*W43*H17.5mm |
| RM1 | 1 Zone DIM | 3VDC(CR2032) | <5mA | <2uA | 2 Year | L100*W47*H8mm |
| RA1 | 4 Zone DIM | 3VDC(AAAx2) | <5mA | <2uA | 2 Year | L115*W53*H17.5mm |

# DIM - RF Panel Remote Controller

## RF Panel Remote Control




## Battery Powered Remote Control

| Model | Zone | Working Voltage | Working Current | Standby Current | Standby Time | Size(mm) |
|---|---|---|---|---|---|---|
| T1-KB | 1 Zone DIM | 3VDC(CR2032) | <5mA | <10uA | 1 Year | L86*W86*H49mm |
| RK1 | 1 Zone DIM | 3VDC(CR2032) | <5mA | <10uA | 1 Year | L91*W57*H52mm |
| PK1 | 1 Zone DIM | 3VDC(CR2032) | <5mA | <10uA | 1Year | L86*W86*H23mm |
| PK1 (G) | 1 Zone DIM | 3VDC(CR2032) | <5mA | <10uA | 1 Year | L86*W86*H24.5mm |
| PF1 | 1 Zone DIM | 3VDC(CR2032) | <5mA | <2uA | 2 Year | L86*W86*H14mm |
| PF1 (G) | 1 Zone DIM | 3VDC(CR2032) | <5mA | <2uA | 2 Year | L86*W86*H15mm |
| PF1-2 | 2 Zone DIM | 3VDC(CR2032) | <5mA | <2uA | 2 Year | L86*W86*H14mm |
| PF1-2 (G) | 2 Zone DIM | 3VDC(CR2032) | <5mA | <2uA | 2 Year | L86*W86*H15mm |
| T20-1 | 1 Zone Switch | 3VDC(AAAx2) | <5mA | <20uA | 1 Year | L86*W86*H20.5mm |
| T20-2 | 2 Zone Switch | 3VDC(AAAx2) | <5mA | <20uA | 1 Year | L86*W86*H20.5mm |
| T20-3 | 3 Zone Switch | 3VDC(AAAx2) | <5mA | <20uA | 1 Year | L86*W86*H20.5mm |
| T20 | 4 Zone Switch | 3VDC(AAAx2) | <5mA | <20uA | 1 Year | L86*W86*H20.5mm |
| T21 | 4 Zone DIM | 3VDC(AAAx2) | <5mA | <20uA | 1 Year | L86*W86*H20.5mm |

## AC / DC Input Panel Remote Control

| Model | Zone | Input Voltage | Standby Current | Size(mm) |
|---|---|---|---|---|
| T11 | 4 Zone DIM | 100-240VAC | <1W | L86*W86*H33mm |
| T11(IT) | 4 Zone DIM | 100-240VAC | <1W | L120*W80*H37mm |
| T11-1 | 4 Zone DIM | 100-240VAC | <1W | L86*W86*H33mm |
| T16-1 | 1 Zone Switch | 100-240VAC | <1W | L86*W86*H33mm |
| T16-2 | 2 Zone Switch | 100-240VAC | <1W | L86*W86*H33mm |
| T16-3 | 3 Zone Switch | 100-240VAC | <1W | L86*W86*H33mm |
| T16 | 4 Zone Switch | 100-240VAC | <1W | L86*W86*H33mm |
| T11-D | 1 Zone DIM | 100-240VAC | <1W | L86*W86*H52mm |
| T11-K | 1 Zone DIM | 100-240VAC | <1W | L86*W86*H49mm |
| T1-K | 1 Zone DIM | 12-24VDC | <1W | L86*W86*H49mm |
| T1 | 1 Zone DIM | 12-24VDC | <1W | L86*W86*H33mm |
| T1-1 | 1 Zone DIM | 12-24VDC | <1W | L86*W86*H33mm |



# DIM Series

## Working Principle

PWM dimming is used for dimming low-voltage LED strips, that is, a fast constant voltage switching with Hundreds and thousands of frequency to change the brightness output by adjusting the ratio of on and off time.
For example, with a frequency of 500 Hz and a brightness output of 25%, the switch is 500 times per second, and each switch takes 2 milliseconds, of which the on time is 0.5 milliseconds and the off time is 1.5 milliseconds.
The brightness value data is obtained through RF remote control, knob or touch button, AC self-reset switch, etc mode.
It is recommended that the total power of the low-voltage LED strip is less than 80% of the power of the constant voltage power supply.

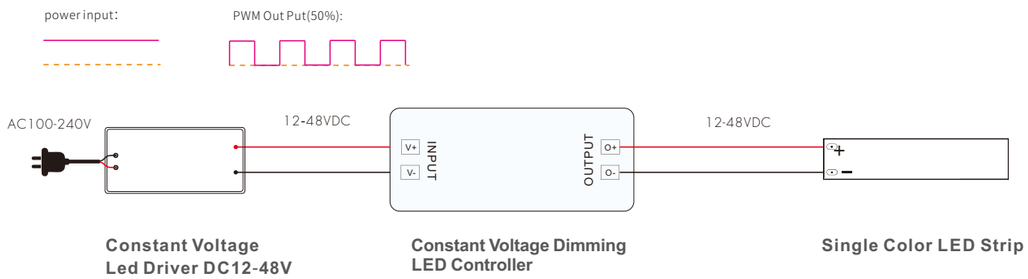


### PWM Frequency Selection:

If the PWM frequency is greater than 200Hz, the human eye will not see the light flicker.
The higher of the PWM frequency, the smaller of the flicker when shooting with the camera, but the noise of the switching power supply will be higher, and the higher of controller heating , the output current needs to be reduced.
Pls choose 250Hz PWM frequency when low noise of switching power supply is required.
Pls choose 2000Hz PWM frequency in the occasions that require a good camera shooting effect;
Pls choose 8000Hz PWM frequency when require is higher such as a studio,
Generally, 500 or 750Hz PWM frequency is used.

### Dimming curve selection:

The dimming curve is divided into linear dimming and logarithmic dimming.

**Linear dimming:** The brightness is proportional to the PWM switch output, that is, when the brightness is 50%, the turn-on and turn-off time are each half, and the Gamma curve value is 1.0.
Logarithmic dimming The relationship between brightness and PWM switch output is a logarithmic curve, and the ratio of turn-on time is calculated according to the formula, and the Gamma curve value is 0.1-9.9.
The brightness characteristics of LED lap beads are not linear. If dimming is performed in a linear manner, when dimming in the range of 0-100%, Visually, the brightness change is uneven, the low-brightness area changes greatly, and the high-brightness area changes little.
Therefore, a logarithmic curve is often used to ensure uniform brightness changes.

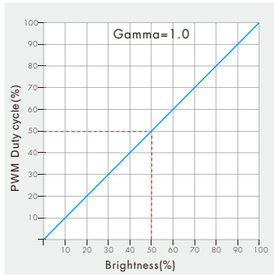


Linear Dimming Curve

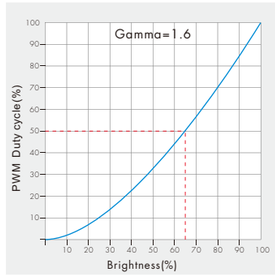


Logarithmic Dimming Curve

SKYDANCE

## Constant Voltage Dimming Controller + Remote Comtrol

RF2.4G

### Function

- 4096 level 0-100% smooth dimming, no flicker.
- Use with RF 2.4G single-zone or multi-zone dimming remote control.
- One RF controller can be paired with up to 10 remote controls.
- Automatic forwarding: The controller automatically sends the remote control signal to Another controller doubles the remote control distance.
- Synchronization: One remote control synchronously controls multiple controllers.
- Connect a self-reset switch to realize on/off and 0-100% dimming.
- Overheat/overload/short circuit protection, automatic recovery.

### Mechanical Structures and Installations

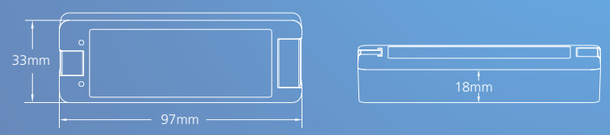


### Technical Parameters

| 4-zone Dimming LED Remote Control | |
|---|---|
| output signel | RF(2.4GHz) |
| working voltage | 3VDC(AAAx2) |
| working current | <5mA |
| stand-by current | <10μA |
| stand-by time | 1 year |
| Remote distance | 30m |

| 1 Channel LED controller | |
|---|---|
| input voltage | 5-36VDC |
| input current | 8.5A |
| output voltage | 5-36VDC |
| output current | 1CH,8A |
| output power | 40W/96W/192W/288W (5V/12V/24V/36V) |
| output type | constant voltage |

### Remote Control Key Function

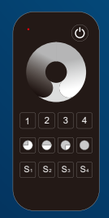


: Turn on/off the lights

: Touch to adjust brightness.

1 2 3 4 : Short press to select and turn on the zone lights, long press for 2 seconds to turn off the zone lights.
Press multiple partition keys in quick succession to select multiple partitions at the same time.

: The current zone has 25%, 50%, 75%, 100% brightness.

S1 S2 S3 S4 :Short press to bring up the scene,
Long press for 2 seconds to save the current brightness to S1/S2/S3/S4,The LED indicator for saving is green.
4 partitions can be recalled or saved at the same time.

### Wiring diagram

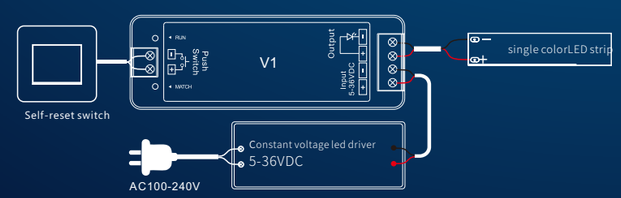




## DIM - Constant Voltage Dimmable Led Driver

| Model | Output | Efficiency | Standby power | Impulse Current | Ta/Tc | Size(mm) |
|---|---|---|---|---|---|---|
| PB-12-12 | 12W/12V/1A | >80% | 0.8W/115VAC, 1.2W/230VAC | 5A/230VAC | 55°C/70°C | 138×32×24 |
| PB-40-12 | 12W/12V/3.3A | >81% | 0.8W/115VAC, 1.2W/230VAC | 27.5A/230VAC | 50°C/70°C | 168×44×30 |
| PB-40-24 | 12W/24V/1.65A | >86% | 1.6W/115VAC, 2.1W/230VAC | 27.5A/230VAC | 50°C/70°C | 168×44×30 |
| PB-40-12-3 | 40W/12V/1.1A x 3CH | >81% | 0.8W/115VAC, 1.2W/230VAC | 27.A/230VAC | 50°C/70°C | 168×44×30 |
| PB-40-24-3 | 40W/24V/0.56A x 3CH | >86% | 1.6W/115VAC, 2.1W/230VAC | 27.5A/230VAC | 50°C/70°C | 168×44×30 |
| PB-75-12 | 75W/12V/6.24A x 1CH | >82% | <2.2W | 47A/230VAC | 50°C/70°C | 179×56×30 |
| PB-75-24 | 75W/24V/3.12A x 1CH | >87% | <1.5W | 27.5A/230VAC | 50°C/70°C | 179×56×30 |
| PB-75-12-4 | 75W/12V/1.56A x 4CH | >82% | <2.2W | 47A/230VAC | 50°C/70°C | 179×56×30 |
| PB-75-24-4 | 75W/24V/0.78A x 4CH | >87% | <1.5W | 27.5A/230VAC | 50°C/70°C | 244×68×36 |
| PS-75-12 | 75W/12V/6.25A x 1CH | >86% | <1.2W | 23.2A/230VAC | 50°C/70°C | 388×31×22.5 |
| PS-75-24 | 75W/24V/3.125A x 1CH | >88% | <1.8W | 29.2A/230VAC | 50°C/70°C | 388×31×22.5 |
| PH-75-12 | 75W/12V/6.25A x 1CH | >88% | <1.2W | 35A/230VAC | 50°C/70°C | 166×58×32 |
| PH-75-24 | 75W/24V/3.125A x 1CH | >90% | <1.8W | 38A/230VAC | 50°C/70°C | 166×58×32 |
| PH-150-12 | 150W/12V/12.48A x 1CH | >82% | <3W | 20A/230VAC | 50°C/70°C | 280×67×36 |
| PH-150-24 | 150W/24V/6.24A x 1CH | >87% | <3W | 20A/230VAC | 50°C/70°C | 280×67×36 |
| PH-150-12-4 | 150W/12V/3.12A x 4CH | >92% | <2W | 27.5A/230VAC | 50°C/70°C | 280×67×36 |
| PH-150-24-4 | 150W/24V/1.56A x 4CH | >92% | <2W | 27.5A/230VAC | 50°C/70°C | 280×67×36 |

# DIM - Constant Current Dimmable Led Driver

PB-9A
9W 150-500mA (CC)

PB-12A
12W 350mA (CC)

PT-15A
15W 150-700mA(CC)

PT-25A
25W 250-900mA(CC)

PT-36A
36W 350-1200mA(CC)

PT-50A
50W 500-1750mA(CC)

| Model | Output | Efficiency | Standby Power | Impulse Current | Ta/Tc | Size(mm) |
|---|---|---|---|---|---|---|
| PB-9A | 9W/9-36V<br>150mA/200mA/250mA/<br>300mA/350mA/400mA/<br>450mA/500mA | >75% | <1.2W | 5.5A/230VAC | 50℃/70℃ | 91×37.5×23 |
| PB-12A | 12W/37V/350mA | >80% | <1W | 5A/230VAC | 50℃/70℃ | 138×32×24 |
| PT-15A | 15W/10-45V<br>150mA/200mA/350mA/<br>400mA/450mA/500mA/<br>650mA/700mA | >80% | <2W | 16A/230VAC | 50℃/70℃ | 168×44×30 |
| PT-25A | 25W/10-52V<br>250mA/300mA/350mA/<br>400mA/500mA/600mA/<br>700mA/900mA | >80% | <2W | 16A/230VAC | 50℃/70℃ | 168×44×30 |
| PT-36A | 36W/10-52V<br>350mA/500mA/600mA/<br>700mA/800mA/900mA/<br>1050mA/1200mA | >82% | <2W | 16A/230VAC | 50℃/70℃ | 168×44×30 |
| PT-50A | 50W/10-52V<br>500mA/700mA/900mA/<br>1050mA/1200mA/1400mA/<br>1600mA/1750mA | >84% | <2W | 16A/230VAC | 50℃/70℃ | 133×88×30 |





# CCT Series - RF Controller

## RF Controller

Skydance color temperature constant voltage LED controller series includes RF controller, panel controller and bare board sensor controller, DC12 / 24 / 36 / 48V constant voltage power supply, 2 / 4 way PWM constant voltage output and output Connect low voltage dual color LED (WW + CW) light strip, adopt RF remote control, self reset switch, touch button, knob, digital tube key and other dimming modes,match with remote control, panel controller and WiFi Relay ect to form the light control system, to achieve 256 levels of 0 ~ 100% smooth and accurate lighting and temperature adjustment.

### Feature

- RF wireless dim or CCT Dimming
- PWM Constant voltage output
- 256 level 0-100% smooth and accurate dimming
- Multiple protection

### Constant Voltage RF LED Controller

V2

V2-M

V2-L

VP

V4

V4-S

V4-L

V4-D

V2-X

V4-WP

V2-K

V2-S

| Model | Input voltage | Output current | Output power | Size |
|---|---|---|---|---|
| V2 | 12-24VDC | ≤5A | 12V<120W ,24V<240W | L97*W33*H18mm |
| V2-M | 12-24VDC | ≤5A | 12V<60W ,24V<120W | L64*W23.5*H8.5mm |
| V2-L | 12-36VDC | 2CH, ≤8A/CH | 12V<192W, 24V<384W, 36V<576W | L170*W50*H23mm |
| VP | 12-24VDC | 4CH, ≤4A/CH | 12V<192W ,24V<384W | L114*W38*H20mm |
| V4 | 12-36VDC | 4CH, ≤5A/CH | 12V<240W, 24V<480W, 36V<720W | L175*W45*H27mm |
| V4-S | 12-24VDC | 4CH, ≤3A/CH | 12V<144W ,24V<288W | L52*W52*H26mm |
| V4-L | 12-24VDC | 4CH, ≤5A/CH | 12V<240W ,24V<480W | L170*W50*H23mm |
| V4-D | 12-24VDC | 4CH, ≤5A/CH | 12V<240W ,24V<480W | L115*W48*H67mm |
| V2-X | 12-36VDC | 2CH, ≤15A/CH | 12V<360W, 24V<720W, 36V<1080W | L110*W74.5*H24.5mm |
| V4-WP | 12-36VDC | 4CH, ≤5A/CH | 12V<240W, 24V<480W, 36V<720W | L176*W78*H38mm |
| V2-K | 12-24VDC | 4CH, ≤4A/CH | 12V<192W ,24V<384W | L187*W46*H35.5mm |
| V2-S | 12-24VDC | ≤5A | 12V<60W ,24V<120W | L107*W75*H24.5mm |

### RF Panel Controller

T2

T2-1

T2-K

| Model | Input voltage | Output current | Output power | Size |
|---|---|---|---|---|
| T2 | 12-24VDC | 4CH, ≤3A/CH | 12V<144W, 24V<288W | L86*W86*H33mm |
| T2-1 | 12-24VDC | 4CH, ≤3A/CH | 12V<144W, 24V<288W | L86*W86*H33mm |
| T2-K | 12-24VDC | 2CH, ≤5A/CH | 12V<144W, 24V<288W | L86*W86*H50mm |

# CCT Series - RF Controller

## Constant Current RF LED Controller

C4(350mA)

C4(700mA)

C4-L(350mA)

C4-L(700mA)

| Model | Input voltage | Output current | Output power | Size |
|---|---|---|---|---|
| C4(350mA) | 12-48VDC | 4CH,350mA/CH | 4×(1.05-16.1)W | L160*W45*H27mm |
| C4(700mA) | 12-48VDC | 4CH,700mA/CH | 4×(2.10-32.2)W | L160*W45*H27mm |
| C4-L(350mA) | 12-48VDC | 4CH,350mA/CH | 4×(1.05-16.1)W | L170*W50*H23mm |
| C4-L(700mA) | 12-48VDC | 4CH,700mA/CH | 4×(2.10-32.2)W | L170*W50*H23mm |



# CCT - MiNi Controller

## Mini controller

1P
V2-W

2P
Q2-S

| Model | Input voltage | Output current | Output power | Size |
|---|---|---|---|---|
| V2-W | 12-24VDC | 1CH, ≤1.5A/CH | 12V<36W, 24V<72W | L60*W14*H5.8mm |
| Q2-S | 12-24VDC | 2CH, ≤2A/CH | 12V<48W ,24V<96W | L60*W14*H5.8mm |

# CCT - RF Remote control

Skydance color temperature remote control series includes hand-held and panel type remote controls, which are divided into single zone and 4-zone, with power supply modes of No.7 battery, button battery, AC100-240V, DC12-24v, for LED lights of color temperature (WW + CW) type, wireless 2.4G signal transmission technology is adopted, remote control distance is 30 meters. To realize turn on/off, color temperature adjustment, brightness adjustment, grouping and zoning,Scene application function.

## RF Hand-held Remote Control

R2

R7

R7-1

R12

RT2

RT7

RS2

RM2

RA2

| Model | Zone | Working Voltage | Working Current | Standby Current | Standby Time | Size |
|---|---|---|---|---|---|---|
| R2 | 1 Zone CCT | 3VDC(CR2032) | <5mA | <2uA | 2 Year | L135*W40*H11mm |
| R7 | 4 Zone CCT | 3VDC(CR2032) | <5mA | <10uA | 1 Year | L107*W58.5*H9mm |
| R7-1 | 1 Zone CCT | 3VDC(CR2032) | <5mA | <10uA | 1 Year | L107*W58.5*H9mm |
| R12 | 1 Zone CCT | 3VDC(CR2032) | <5mA | <10uA | 1 Year | L139*W36*H11mm |
| RT2 | 1 Zone CCT | 3VDC(AAAx2) | <5mA | <10uA | 1 Year | L122*W53*H17.5mm |
| RT7 | 4 Zone CCT | 3VDC(AAAx2) | <5mA | <10uA | 1 Year | L122*W53*H17.5mm |
| RS2 | 4 Zone CCT | 3VDC(AAAx2) | <5mA | <10uA | 1 Year | L155*W43*H17.5mm |
| RM2 | 1 Zone CCT | 3VDC(CR2032) | <5mA | <2uA | 2 Year | L100*W47*H8mm |
| RA2 | 4 Zone CCT | 3VDC(AAAx2) | <5mA | <2uA | 2 Year | L115*W53*H17.5mm |

# CCT - RF Panel Remote Control



## RF Panel Remote Control

T2-KB

RK2

PK2

PK2 (G)

PF2

PF2 (G)

T22

T12

T12(IT)

T12-1

T12-K

T2-K

T2

T2-1

## Battery Powered Panel Remote Control

| Model | Zone | Working Voltage | Working Current | Standby Current | Standby Time | Size(mm) |
|---|---|---|---|---|---|---|
| T2-KB | 1 Zone CCT | 3VDC(CR2032) | <5mA | <10uA | 1 Year | L86*W86*H49mm |
| RK2 | 1 Zone CCT | 3VDC(CR2032) | <5mA | <10uA | 1 Year | L91*W57*H52mm |
| PK2 | 1 Zone CCT | 3VDC(CR2032) | <5mA | <10uA | 1 Year | L86*W86*H23mm |
| PK2 (G) | 1 Zone CCT | 3VDC(CR2032) | <5mA | <10uA | 1 Year | L86*W86*H24.5mm |
| PF2 | 1 Zone CCT | 3VDC(CR2032) | <5mA | <2uA | 2 Year | L86*W86*H14mm |
| PF2 (G) | 1 Zone CCT | 3VDC(CR2032) | <5mA | <2uA | 2 Year | L86*W86*H15mm |
| T22 | 4 Zone CCT | 3VDC(AAAx2) | <5mA | <20uA | 1 Year | L86*W86*H20.5mm |

## AC / DC Input Remote Control

| Model | Zone | input Voltage | Standby Current | Size(mm) |
|---|---|---|---|---|
| T12 | 4 Zone CCT | 100-240VAC | <1W | L86*W86*H33mm |
| T12(IT) | 4 Zone CCT | 100-240VAC | <1W | L120*W80*H37mm |
| T12-1 | 4 Zone CCT | 100-240VAC | <1W | L86*W86*H33mm |
| T12-K | 1 Zone CCT | 100-240VAC | <1W | L86*W86*H49mm |
| T2-K | 1 Zone CCT | 12-24VDC | <1W | L86*W86*H49mm |
| T2 | 1 Zone CCT | 12-24VDC | <1W | L86*W86*H33mm |
| T2-1 | 1 Zone CCT | 12-24VDC | <1W | L86*W86*H33mm |



SKYDANCE

RF2.4G

# CCT Glass Touch Panel controller

### Function

- Touch panel dual-color temperature PWM constant voltage controller.
- High sensitivity tempered glass touch panel
- Use with Skydance 2.4G single zone or multi zone remote control.
- Adjust the color smoothly and accurately by touching the color ring.
- The touch buttons have chord tones and LED indicators.

## Mechanical structure and installation

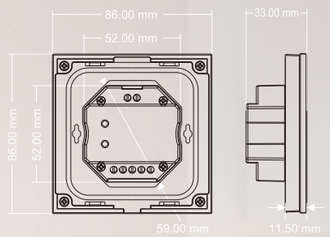


## Instructions:

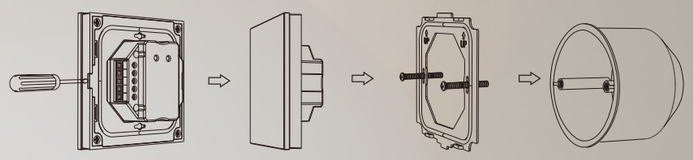

Uninstall | Touch Panle | Baseplate | base

### Technical Parameters

| | |
|---|---|
| Input voltage | 12-24VDC |
| Input Current | 12.5A |
| Input Current | 4 x (12-24)VDC |
| Output current | 4CH,3A/CH |
| Output power | 144-288W |
| output type | constant voltage |
| Light type | Dual color temperature |

### Key function

- Power — Turn lights on / off
- 10 levels of brightness+
- 110 levels of brightness
- Color temperature touch ring
- M — Dynamic gradient mode, 6-level speed

# CCT Series - Dimmable LED Driver



## RF CCT - Constant Voltage Dimmable Led Driver

1. AC100-240V input, DC12 / 24 V output, 2 / 4 PWM constant voltage output, 1 / 2 group color temperature output.
2. The output power is 40-150w.
3. Dimming mode: wireless 2.4G, AC push dim (self reset switch).
4. It has the same control function as Jingqing constant pressure color temperature controller.
5. Over temperature / overload / short circuit protection, automatic recovery.
6. 5 years warranty, 50000 hours warranty.

PB-40-12-3
40W 12V(CV)(3CH)

PB-40-24-3
40W 24V(CV)(3CH)

PB-75-12-4
75W 12V(CV)(4CH)

PB-75-24-4
75W 24V(CV)(3CH)

PH-75-12-2
75W 12V (CV)(2CH)

PH-75-24-2
75W 12V (CV)(2CH)

PH-150-12-4
150W 12V(CV)(4CH)

PH-150-24-4
150W 24V(CV)(4CH)

| Model | Output | Efficiency | Standby Power | Impulse Current | Ta/Tc | Size(mm) |
|---|---|---|---|---|---|---|
| PB-40-12-3 | 40W/12V/1.1A x 3CH | >81% | 0.8W/115VAC, 1.2W/230VAC | 27.A/230VAC | 50℃/70℃ | 168×44×30 |
| PB-40-24-3 | 40W/24V/0.56A x 3CH | >86% | 1.6W/115VAC, 2.1W/230VAC | 27.5A/230VAC | 50℃/70℃ | 168×44×30 |
| PB-75-12-4 | 75W/12V/1.56A x 4CH | >82% | <2.2W | 47A/230VAC | 50℃/70℃ | 179×56×30 |
| PB-75-24-4 | 75W/24V/0.78A x 4CH | >87% | <1.5W | 27.5A/230VAC | 50℃/70℃ | 244×68×36 |
| PH-75-12-2 | 75W/12V/3.125A x 2CH | >88% | <1.2W | 35A/230VAC | 50℃/70℃ | 166×58×32 |
| PH-75-24-2 | 75W/24V/1.65A x 2CH | >90% | <1.8W | 38A/230VAC | 50℃/70℃ | 166×58×32 |
| PH-150-12-4 | 150W/12V/3.12A x 4CH | >92% | <2W | 27.5A/230VAC | 50℃/70℃ | 280×67×36 |
| PH-150-24-4 | 150W/24V/1.56A x 4CH | >92% | <2W | 27.5A/230VAC | 50℃/70℃ | 280×67×36 |

## RF CCT - Constant Current Dimmable Led Driver

PB-12A-2
12W 21V(CC)(2CH)

1. AC100-240V input, dc3-21v output, two channels of PWM constant current output to achieve dual color temperature output.
2. The maximum output power is 12W.
3. 600mA output, other current (< 600mA) should be customized.
4. Dimming mode: wireless 2.4G.
5. It has the same control function as Jingqing constant current color temperature controller.
6. Over temperature / overload / short circuit protection, automatic recovery.
7. 5 years warranty, 50000 hours warranty.

| Model | Output | Efficiency | Standby Power | Impulse Current | Ta/Tc | Size(mm) |
|---|---|---|---|---|---|---|
| PB-12A-2 | 12W Max. | >80% | <1W | 0.2A/115VAC, 0.12A/230VAC | 50℃/70℃ | 138×32×24 |



SKYDANCE

## RGB Constant Voltage Led Controller + Remote Control

3channel constant voltage / touch color ring / stepless dimming / 30m remote control distance

RF2.4G

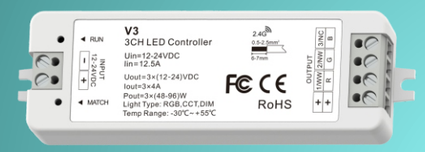


### Function

Mini controller, 3-channel constant voltage output.
Super sensitive color touch ring for color selection.
Smooth dimming without flicker.
Built-in 10 kinds of dynamic modes, including jump and amplitude.
Independent dimming of R/G/B channels to realize millions of colors.
Automatic forwarding: The controller automatically sends the remote control signal to another controller, which doubles the remote control distance.
Synchronization: One remote control simultaneously controls multiple controllers.

### Technical Parameters

| LEDcontroller input and output | |
|---|---|
| Input voltage | 12-24VDC |
| Input current | 12.5A |
| output voltage | 3 x (12-24)VDC |
| output voltage | 3CH,4A/CH |
| output power | 144-288W(12-24V) |
| output type | constant voltage |

| LEDremote input and output | |
|---|---|
| output signal | RF(2.4GHz) |
| working voltage | 3VDC(CR2032) |
| working current | <5mA |
| standby current | <10μA |
| standby time | 1 year |
| Remote distance | 30m |

### Application note

All controllers in the same area are controlled synchronously.

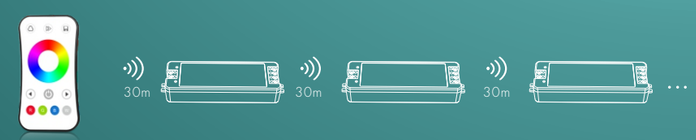


RF remote control

Automatic forwarding: The controller forwards the remote control signal to another controller, as long as there is a controller within 30 meters, the remote control distance can be extended infinitely.
Automatic synchronization: The same remote control can simultaneously control multiple controllers within 30 meters. The longest remote control distance of the controller is 30 meters, but the steel Concrete walls, metal materials, strong signal sources such as WiFi routers and microwave ovens will shorten the remote control distance. For indoor applications, it is recommended to control
The distance of the device should not exceed 15 meters.

# RGB Series

## RGB RF Controller

SKYDANCE 3-channel RGB constant voltage LED controller series include RF controller, panel controller and bare board sensor controller, DC12/24/36/48V constant voltage power supply, 3 PWM constant voltage output.The output is connected to low-voltage RGB LED strips, adopt RF remote control, self reset switch, touch button, knob, digital tube key and other dimming modes, match with remote control, panel controller and WiFi Relay ect to form the light control system, to achieve 4096-level flicker-free dimming and color adjustment.

### Features

- RF Wireless dimming, CCT, or RGB
- RF Constant voltage output
- 256 levels 0~100% smooth and precise dimming
- Multiple protection

### Constant Voltage RF LED Controller

V3

V3-M

V3-M(CJ)

V3-M(DJ)

V3-L

V3-X

VP

V4-S

V4-L

V4-D

V4-X

V4-WP (IP67 WATERPROOF)

V3-K

S3

| Model | Input Voltage | Output Current | Output Power | Size(mm) |
|---|---|---|---|---|
| V3 | 12-24VDC | 3 Channel, each channel≤4A | 12V<144W ,24V<288W | L97*W33*H18mm |
| V3-M | 12-24VDC | 3 Channel, each channel≤2A | 12V<72W ,24V<144W | L64*W23.5*H8.5mm |
| V3-M(CJ) | 12-24VDC | 3 Channel, each channel≤2A | 12V<72W ,24V<144W | L64*W23.5*H8.5mm |
| V3-M(DJ) | 12-24VDC | 3 Channel, each channel≤2A | 12V<72W ,24V<144W | L64*W23.5*H8.5mm |
| V3-L | 12-36VDC | 3 Channel, each channel≤6A | 12V<216W ,24V<432W,36V<648W | L175*W45*H27mm |
| V3-X | 12-36VDC | 3 Channel, each channel≤10A | 12V<360W ,24V<720W,36V<1080W | L110*W74.5*H24.5mm |
| VP | 12-24VDC | 4 Channel, each channel≤4A | 12V<192W ,24V<384W | L114*W38*H20mm |
| V4-S | 12-24VDC | 4 Channel, each channel≤4A | 12V<144W, 24V<288W | L52*W52*H26mm |
| V4-L | 12-24VDC | 4 Channel, each channel≤5A | 12V<180W, 24V<360W | L170*W50*H23mm |
| V4-D | 12-24VDC | 4 Channel, each channel≤5A | 12V<240W ,24V<480W | L115*W48*H67mm |
| V4-X | 12-48VDC | 4 Channelx8A@12/24V<br>4 channel x5A@36/48V | 384W@12V，768W@24V，<br>720W@36V，960W@48V | L117*W85*H24.5mm |
| V4-WP | 12-36VDC | 4 Channel, each channel≤5A | 12V<240W, 24V<480W, 36V<720W | L176*W78*H38mm |
| V3-K | 12-24VDC | 3 Channel, each channel≤4A | 12V<144W ,24V<288W | L187*W46*H35.5mm |
| S3 | 110-240VAC | 3 Channel, each channel≤1A | 3x (110-240)W | L170*W50*H23mm |





# RGB Series

## Constant Current RF LED Controller

C4(350mA)

C4(700mA)

C4-L(350mA)

C4-L(700mA)

| Model | Input Voltage | Output Current | Output Power | Size |
|---|---|---|---|---|
| C4(350mA) | 12-48VDC | 4CH,350mA/CH | 4×(1.05-16.1)W | L160*W45*H27mm |
| C4(700mA) | 12-48VDC | 4CH,700mA/CH | 4×(2.10-32.2)W | L160*W45*H27mm |
| C4-L(350mA) | 12-48VDC | 4CH,350mA/CH | 4×(1.05-16.1)W | L170*W50*H23mm |
| C4-L(700mA) | 12-48VDC | 4CH,700mA/CH | 4×(2.10-32.2)W | L170*W50*H23mm |

# RGB Series





## RGB Panel controller

T3

T3-1

T3-K

| Model | Input Voltage | Output Current | Output Power | Size(mm) |
|---|---|---|---|---|
| T3 | 12-24VDC | 3 channel,each channel≤4A | 12V<144W, 24V<288W | L86*W86*H33mm |
| T3-1 | 12-24VDC | 3 channel,each channel≤4A | 12V<144W, 24V<288W | L86*W86*H33mm |
| T3-K | 12-24VDC | 3 channel,each channel≤4A | 12V<144W, 24V<288W | L86*W86*H50mm |

## RGB MiNi Controller

V3-W

V3-W(CJ)

V3-W(DJ)

Q3-S

Q3-S(CJ)

Q3-S(DJ)

F3-S

F3-S(CJ)

F3-S(DJ)

| Model | Input Voltage | Output Current | Output Power | Size(mm) |
|---|---|---|---|---|
| V3-W | 12-24VDC | 3 channel,each channel≤1A | 12V<36W, 24V<72W | L60*W14*H5.8mm |
| V3-W (CJ) | 12-24VDC | 3channel,each channel≤1A | 12V<36W, 24V<72W | L60*W14*H5.8mm |
| V3-W (DJ) | 12-24VDC | 3channel,each channel≤1A | 12V<36W, 24V<72W | L60*W14*H5.8mm |
| Q3-S | 12-24VDC | 3channel,each channel≤1.5A | 12V<48W ,24V<96W | L60*W14*H5.8mm |
| Q3-S (CJ) | 12-24VDC | 3channel,each channel≤1.5A | 12V<48W ,24V<96W | L60*W14*H5.8mm |
| Q3-S (DJ) | 12-24VDC | 3channel,each channel≤1.5A | 12V<48W ,24V<96W | L60*W14*H5.8mm |
| F3-S | 12-24VDC | 3channel,each channel≤1.5A | 12V<48W ,24V<96W | (remote control)L84.5*W51.5*H7mm (led controller)L60*W14*H5.8mm |
| F3-S (CJ) | 12-24VDC | 3channel,each channel≤1.5A | 12V<48W ,24V<96W | (remote control)L84.5*W51.5*H7mm (led controller)L60*W14*H5.8mm |
| F3-S (DJ) | 12-24VDC | 3channel,each channel≤1.5A | 12V<48W ,24V<96W | (remote control)L84.5*W51.5*H7mm (led controller)L60*W14*H5.8mm |

# RGB/RGBW Series

## RGB/RGBW Panel Remote Control

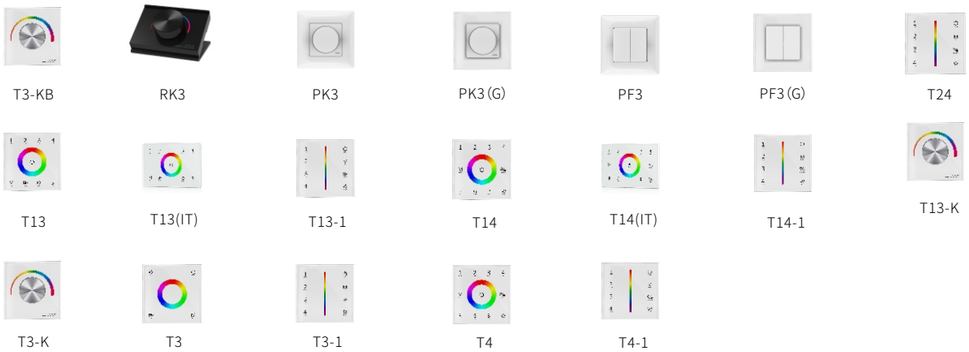


## Battery Powered Panel Remote Control

| Mode | Zone | Power Supply | Working Current | Standby Current | StandbyTime | Size(mm) |
|---|---|---|---|---|---|---|
| T3-KB | 1zoneRGB | CR2032 Button battery | <5mA | <10uA | 1 Year | L86*W86*H49mm |
| RK3 | 1zoneRGB | CR2032 Button battery | <5mA | <10uA | 1 Year | L91*W57*H52mm |
| PK3 | 1zoneRGB | CR2032 Button battery | <5mA | <10uA | 1 Year | L86*W86*H23mm |
| PK3 (G) | 1zone RGB | CR2032 Button battery | <5mA | <10uA | 1 Year | L86*W86*H24.5mm |
| PF3 | 1zone RGB | CR2032 Button battery | <5mA | <2uA | 2 Year | L86*W86*H14mm |
| PF3 (G) | 1zone RGB | CR2032 Button battery | <5mA | <2uA | 2 Year | L86*W86*H15mm |
| T24 | 4zone RGBW | AAA battery*2 | <5mA | <20uA | 1 Year | L86*W86*H20.5mm |

## AC/ DC Input Panel Remote Control

| Mode | Zone | Input Voltage | Standby Time | Size(mm) |
|---|---|---|---|---|
| T13 | 4 Zone RGB | 100-240VAC | <1W | L86*W86*H33mm |
| T13(IT) | 4 Zone RGB | 100-240VAC | <1W | L120*W80*H37mm |
| T13-1 | 4 Zone RGB | 100-240VAC | <1W | L86*W86*H33mm |
| T14 | 4 Zone RGBW | 100-240VAC | <1W | L86*W86*H33mm |
| T14(IT) | 4 Zone RGBW | 100-240VAC | <1W | L120*W80*H37mm |
| T14-1 | 4 Zone RGBW | 100-240VAC | <1W | L86*W86*H33mm |
| T13-K | 1Zone RGB | 100-240VAC | <1W | L86*W86*H49mm |
| T3-K | 1Zone RGB | 12-24VDC | <1W | L86*W86*H49mm |
| T3 | 1Zone RGB | 12-24VDC | <1W | L86*W86*H33mm |
| T3-1 | 1Zone RGB | 12-24VDC | <1W | L86*W86*H33mm |
| T4 | 1Zone RGBW | 12-24VDC | <1W | L86*W86*H33mm |
| T4-1 | 1Zone RGBW | 12-24VDC | <1W | L86*W86*H33mm |



# RGBW Series

SKYDANCE 4-channel RGBW constant voltage LED controller series includes RF controller, panel controller and bare board sensor controller,DC12/24/36/48V constant voltage power supply, 4 PWM constant voltage output, The output is connected to low-voltage RGBW LED strips, adopt RF remote control, self-reset switch, touch buttons, knobs, digital tube buttons and other dimming methods, match with remote control, panel controllers, WiFi relay to form the lighting control system,to achieve 4096-level flicker-free dimming and color adjustment.

## Features

- RF Wireless Dimming,CCT,RGB,RGBW
- PWM Consant Voltage Output
- 256 Levels 0~100% Smooth And Precise Dimming
- Multiple Protection

## Constant Voltage RF LED Controller




| Mode | Input Voltage | Output Current | Output Power | Size(mm) |
|---|---|---|---|---|
| VP | 12-24VDC | 4Channel,Each Channel≤4A | 12V<192W ,24V<384W | L114*W38*H20mm |
| V4-M | 12-24VDC | 4Channel,Each Channel≤1.5A | 12V<72W ,24V<144W | L64*W23.5*H8.5mm |
| V4-M(CJ) | 12-24VDC | 4Channel,Each Channel≤1.5A | 12V<72W ,24V<144W | L64*W23.5*H8.5mm |
| V4-M(DJ) | 12-24VDC | 4Channel,Each Channel≤1.5A | 12V<72W ,24V<144W | L64*W23.5*H8.5mm |
| V4 | 12-36VDC | 4Channel,Each Channel≤5A | 12V<240W ,24V<480W,36V<720W | L175*W45*H27mm |
| V4-S | 12-24VDC | 4Channel,Each Channel≤4A | 12V<144W, 24V<288W | L52*W52*H26mm |
| V4-L | 12-24VDC | 4Channel,Each Channel≤5A | 12V<180W, 24V<360W | L170*W50*H23mm |
| V4-D | 12-24VDC | 4Channel,Each Channel≤5A | 12V<240W ,24V<480W | L115*W48*H67mm |
| V4-X | 12-48VDC | 4Channelx8A@12/24V<br>4Channelx5A@36/48V | 384W@12V，768W@24V，<br>720W@36V，960W@48V | L117*W85*H24.5mm |
| V4-WP | 12-36VDC | 4Channel,Each Channel≤5A | 12V<240W, 24V<480W, 36V<720W | L176*W78*H38mm |
| V4-K | 12-24VDC | 4Channel,Each Channel≤4A | 12V<192W ,24V<384W | L187*W46*H35.5mm |
| C4 | 12-48VDC | 350mA*4CH/700mA*4CH | 4.2-164.4W(12-48V) | L175*W45*H27mm |
| C4-L | | | | |

## Constant Current RF LED Controller

| Model | Input Voltage | Output Current | Output Power | Size |
|---|---|---|---|---|
| C4(350mA) | 12-48VDC | 4CH,350mA/CH | 4×(1.05-16.1)W | L160*W45*H27mm |
| C4(700mA) | 12-48VDC | 4CH,700mA/CH | 4×(2.10-32.2)W | L160*W45*H27mm |
| C4-L(350mA) | 12-48VDC | 4CH,350mA/CH | 4×(1.05-16.1)W | L170*W50*H23mm |
| C4-L(700mA) | 12-48VDC | 4CH,700mA/CH | 4×(2.10-32.2)W | L170*W50*H23mm |

# RGB/RGBW Series

SKYDANCE RGB/RGBW remote control series includes handheld and panel remotes, divided into single zone, 2 zones , 4 zones and 8 zones. There are AAA batteries, button batteries, AC100-240V, DC12-24V
Equal power supply mode, used for RGB or RGBW type LED lamps, using wireless 2.4G signal transmission technology, remote control distance of 30 meters, to achieve switching, color adjustment, dynamic change, grouping
Partition and scene application functions  to create colorful static or dynamic effects.

## RF Hand-held Remote Control

R8

R8-1

R9

R13

R14

RT4

RT9

RS9

RS3

RS4

RS8

RM3

R21

R22

| Mode | Zone | Power Supply | Working Current | Standby Current | Standby Time | Size(mm) |
|---|---|---|---|---|---|---|
| R8 | 4 Zone RGB/RGBW | CR2032 Button battery | <5mA | <10uA | 1 Year | L107*W58.5*H9mm |
| R8-1 | 1Zone RGB/RGBW | CR2032 Button battery | <5mA | <10uA | 1 Year | L107*W58.5*H9mm |
| R9 | 1Zone RGB/RGBW | CR2032 Button battery | <5mA | <10uA | 1 Year | L107*W58.5*H9mm |
| R13 | 1Zone GB | CR2032 Button battery | <5mA | <10uA | 1 Year | L139*W36*H11mm |
| R14 | 1Zone RGBW | CR2032 Button battery | <5mA | <10uA | 1 Year | L139*W36*H11mm |
| RT4 | 1Zone RGB/RGBW | AAA battery*2 | <5mA | <10uA | 1 Year | L122*W53*H17.5mm |
| RT9 | 4Zone RGB/RGBW | AAA battery*2 | <5mA | <10uA | 1 Year | L122*W53*H17.5mm |
| RS9 | 1Zone RGB/RGBW | AAA battery*2 | <5mA | <10uA | 1 Year | L141*W50*H17.5mm |
| RS3 | 2Zone  RGB/RGBW | AAA battery*2 | <5mA | <10uA | 1 Year | L141*W50*H17.5mm |
| RS4 | 4Zone  RGB/RGBW | AAA battery*2 | <5mA | <10uA | 1Year | L141*W50*H17.5mm |
| RS8 | 8Zone  RGB/RGBW | AAA battery*2 | <5mA | <10uA | 1 Year | L141*W50*H17.5mm |
| RM3 | 1Zone  RGB/RGBW | CR2032 Button battery | <5mA | <2uA | 2 Year | L100*W47*H8mm |
| R21 | 1Zone RGB/RGBW | AAA battery*2 | <5mA | <10uA | 1 Year | L135*W55*H16.5mm |
| R22 | 4Zone RGB/RGBW | AAA battery*2 | <5mA | <10uA | 1 Year | L135*W55*H16.5mm |



# RGBW Series

## RGBW Panel  Controller

T4

T4-1

| Mode | Input Voltage | Output Current | Output Power | Size |
|---|---|---|---|---|
| T4 | 12-24VDC | 4Channel,Each Channel≤3A | 12V<144W, 24V<288W | L86*W86*H33mm |
| T4-1 | 12-24VDC | 4Channel,Each Channel≤3A | 12V<144W, 24V<288W | L86*W86*H33mm |

## RGBW Mini Controller

V4-W

V4-W(CJ)

V4-W(DJ)

| Mode | Input Voltage | Output Current | Output Power | Size(mm) |
|---|---|---|---|---|
| V4-W | 12-24VDC | 4Channel,Each Channel≤1A | 12V<48W, 24V<96W | L60*W14*H5.8mm |
| V4-W (CJ) | 12-24VDC | 4Channel,Each Channel≤1A | 12V<48W, 24V<96W | L60*W14*H5.8mm |
| V4-W (DJ) | 12-24VDC | 4Channel,Each Channel≤1A | 12V<48W, 24V<96W | L60*W14*H5.8mm |

## RF RGB/RGBW Constant Voltage Dimmable Led Driver

1. AC100-240V input, DC12/24V output, 3 PWM constant voltage outputs.
2. Dimming mode: wireless 2.4G, AC Push-Dim (self-reset switch).
3. The output power is 40-150W.
4. It has the same control function as SKYDANCE constant voltage RGB controller.
5. Built-in 10 dynamic modes, including jump and gradual change.
6. Over temperature/overload/short circuit protection, automatic recovery.
7. 5-year warranty and 50,000 hours warranty.

PB-40-12-3 40W 12V(3 channel) | PB-40-24-3 40W 24V(3 channel) | PB-75-12-4 75W 12V(4 channel) | PB-75-24-4 75W 24V(4 channel) | PH-75-12-3 75W 12V (3 channel) | PH-75-24-3 75W 12V (3 channel) | PH-150-12-4 150W 12V(4 channel) | PH-150-24-4 150W 24V(4 channel)

| Mode | Output | Efficiency | Standby Power | Impulse Current | (Ta/Tc) | Size(mm) |
|---|---|---|---|---|---|---|
| PB-40-12-3 | 40W/12V/1.1A x 3CH | >81% | 0.8W/115VAC, 1.2W/230VAC | 27.A/230VAC | 50℃/70℃ | 168×44×30 |
| PB-40-24-3 | 40W/24V/0.56A x 3CH | >86% | 1.6W/115VAC, 2.1W/230VAC | 27.5A/230VAC | 50℃/70℃ | 168×44×30 |
| PB-75-12-4 | 75W/12V/1.56A x 4CH | >82% | <2.2W | 47A/230VAC | 50℃/70℃ | 179×56×30 |
| PB-75-24-4 | 75W/24V/0.78A x 4CH | >87% | <1.5W | 27.5A/230VAC | 50℃/70℃ | 244×68×36 |
| PH-75-12-3 | 75W/12V/2.08A x 3CH | >88% | <1.2W | 35A/230VAC | 50℃/70℃ | 166×58×32 |
| PH-75-24-3 | 75W/24V/1.04A x 3CH | >90% | <1.8W | 38A/230VAC | 50℃/70℃ | 166×58×32 |
| PH-150-12-4 | 150W/12V/3.12A x 4CH | >92% | <2W | 27.5A/230VAC | 50℃/70℃ | 280×67×36 |
| PH-150-24-4 | 150W/24V/1.56A x 4CH | >92% | <2W | 27.5A/230VAC | 50℃/70℃ | 280×67×36 |

## RF RGB/RGBW Constant Voltage Dimmable Led Driver

1. AC100-240V input, DC12/24V output, 4 PWM constant voltage.
2. Dimming mode: wireless 2.4G, AC Push-Dim (self-reset switch).
3. The output power is 75-150W.
4. It has the same control function as SKYDANCE constant voltage RGBW controller.
5. Built-in 10 dynamic modes, including jump and gradual change.
6. Over temperature/overload/short circuit protection, automatic recovery.
7. 5-year warranty and 50,000 hours warranty.

PB-75-12-4 75W 12V (4 channel) | PB-75-24-4 75W 24V(4 channel) | PH-75-12-4 75W 12V (4 channel) | PH-75-24-4 75W 12V (4 channel) | PH-150-12-4 150W 12V (4 channel) | PH-150-24-4 150W 24V (4 channel)

| Mode | Output | Efficiency | Standby Power | Impulse Current | (Ta/Tc) | Size(mm) |
|---|---|---|---|---|---|---|
| PB-75-12-4 | 75W/12V/1.56A x 4CH | >82% | <2.2W | 47A/230VAC | 50℃/70℃ | 179×56×30 |
| PB-75-24-4 | 75W/24V/0.78A x 4CH | >87% | <1.5W | 27.5A/230VAC | 50℃/70℃ | 244×68×36 |
| PH-75-12-4 | 75W/12V/1.56A x 4CH | >88% | <1.2W | 35A/230VAC | 50℃/70℃ | 166×58×32 |
| PH-75-24-4 | 75W/24V/0.78A x 4CH | >90% | <1.8W | 38A/230VAC | 50℃/70℃ | 166×58×32 |
| PH-150-12-4 | 150W/12V/3.12A x 4CH | >92% | <2W | 27.5A/230VAC | 50℃/70℃ | 280×67×36 |
| PH-150-24-4 | 150W/24V/1.56A x 4CH | >92% | <2W | 27.5A/230VAC | 50℃/70℃ | 280×67×36 |



# TOUCH WHEEL RF REMOTE CONTROL

1 zone RGB or RGBW/Touch wheel/ Wireless/CR2032 battery

**Apply to RGB or RGBW LED controller**

Ultra sensitive color adjustment touch wheel.
Each remote can match one or more receivers.
CR2032 battery powered.

Model: R8-1

# RGB+CCT Series Controller

## RGB+CCT RF Controller

SKYDANCE 5-channel constant voltage RGB+CCT constant voltage LED controller series, DC12/24/36/48V constant voltage power supply, 5-channel PWM constant voltage output, output connection RGB+WW+CW 5-color low-voltage LED strip,adopt RF remote control, self-reset switch and other dimming methods, combined with remote control, panel controllers, WiFi relay etc. to form the lighting control system, to achieve 4096-level flicker-free dimming and color adjustment.

### Features

- RF Wireless Dimming,CCT,RGB,RGBW
- PWM Consant Voltage Output
- 256 Levels 0～100% Smooth And Precise Dimming
- Multiple Protection

V5-M

V5

V5-L

| Mode | Input Voltage | Output Current | Output Power | Size(mm) |
|---|---|---|---|---|
| V5-M | 12-24VDC | 5 channel,each channel≤3A | 12V<180W ,24V<360W | L114*W38*H20mm |
| V5 | 12-24VDC | 5 channel,each channel≤5A | 12V<300W ,12V<600W | L175*W45*H27mm |
| V5-L | 12-48VDC | 5 channel x6A@12/24V ,5channel x4A@36/48V | 360W@12V,720W@24V ,720W@36V ,960W@48V | L179*W56*H30mm |

# RGB+CCT Series Remote Control

## RGB+CCT Remote Control

### Features

- Adopt Wireless 2.4G Signal Transmis Sion Technology
- Single Zone Or Multiple Zone Control
- Remote Control Distance 30 Meters
- Scene Storage Function

R17

R8-5

RT5

RT10

R10

R23

| Mode | Zone | Power Supply | Working Current | Standby Current | Standby Time | Size(mm) |
|---|---|---|---|---|---|---|
| R17 | 1Zone RGB+CCT | CR2032 Button Battery | <5mA | <10uA | 1 Year | L107*W58.5*H9mm |
| R8-5 | 4Zone RGB+CCT | CR2032 Button Battery | <5mA | <10uA | 1 Year | L107*W58.5*H9mm |
| RT5 | 1Zone RGB+CCT | AAA Battery*2 | <5mA | <10uA | 1 Year | L122*W53*H17.5mm |
| RT10 | 4Zone RGB+CCT | AAA Battery*2 | <5mA | <10uA | 1 Year | L122*W53*H17.5mm |
| R10 | 1Zone RGB+CCT | CR2032 Button Battery | <5mA | <10uA | 1 Year | L139*W36*H11mm |
| R23 | 1Zone RGB+CCT | AAA Battery*2 | <5mA | <10uA | 1 Year | L135*W55*H16.5mm |

## RGB+CCT Remote Control

T15

T15-1

T25

T25-1

### AC Input Panel Remote Control

| Mode | Zone | Input Voltage | Standby Power | Size(mm) |
|---|---|---|---|---|
| T15 | 4Zone RGB+CCT | 100-240VAC | <1W | L86*W86*H33mm |
| T15-1 | 4Zone RGB+CCT | 100-240VAC | <1W | L86*W86*H33mm |

### Battery Powered Panel Remote Control

| Mode | Zone | Power Supply | Working Current | Standby Current | Standby Time | Size(mm) |
|---|---|---|---|---|---|---|
| T25 | 4Zone RGB+CCT | AAA Battery*2 | <5mA | <20uA | 1 Year | L86*W86*H20.5mm |
| T25-1 | 4zone RGB+CCT | AAA Battery*2 | <5mA | <20uA | 1 Year | L86*W86*H20.5mm |

## RF Signal Amplifier - RA

### Features

1. It is suitable for wireless signal expansion, which greatly guarantees the stability and control range of RF communication.
2. AC100-240V or DC12-24V power supply.
3. Use with a wireless series remote control.
4. It can be installed in a standard wall junction box.



SKYDANCE

RF2.4G

## RGB+CCT Constant Voltage LED Controller + Remote Control

### Feature

- DC power socket input and 5-channel constant voltage output.
- Match with Skydance 2.4G single-zone or multi-zone RGB + CCT remote control.
- One RF controller can accept up to 10 remote controllers.
- 4096 level 0-100% smooth dimming without any flash.
- Built-in 10 kinds of dynamic modes, including jump or gradual change.
- Automatic sending function: the controller automatically sends the signal to
- Another controller with a control distance of 30 meters.
- Synchronize on multiple controllers.

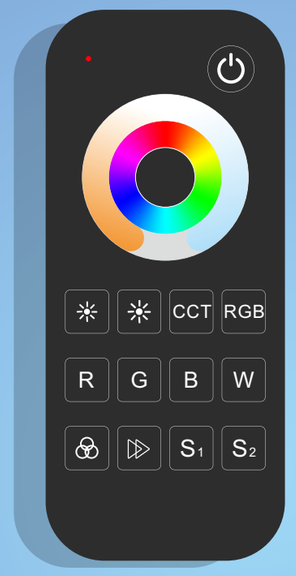


### Controller Mechanical Structure and Installation

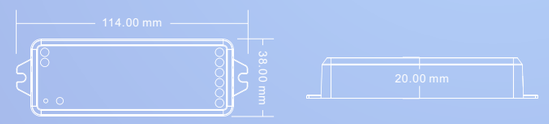


### Technical Parameters

| Input and output | |
|---|---|
| Input Voltage | 12-24VDC |
| Input Current | 15.5A |
| Output Voltage | 5 x (12-24)VDC |
| Output Current | 5CH,3A/CH |
| Output Power | 5 x (36-72)W |
| Output Type | Constant Voltage |

| Input and output | |
|---|---|
| Output Signal | RF(2.4GHz) |
| Working Voltage | 3VDC(AAAx2) |
| working Voltage | <5mA |
| Standby Current | <10μA |
| Standby Time | 1 Year |
| Remote Distance | 30m(Open and barrier-free) |

### Remote Control Button Function

: Turn on/off the lights.

: Touch to change RGB color or color temperature.
Press RGB or CCT key to switch between RGB color circle and CCT color circle.

: To adjust the brightness, short press 10 levels,
long press for 1-6 seconds to continuously adjust 256 levels.

CCT : Adjust the color temperature through the warm white or cool white channel,
short press 11 levels, and long press to continuously adjust the brightness of warm white and cool white.

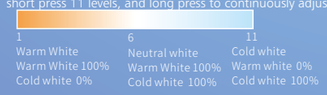


RGB : Short press to get 24 static RGB colors.

: Shortly switch the dynamic mode in sequence; long press for 2 seconds to cycle the dynamic mode.

: For dynamic mode, to adjust the speed, short press 10 levels, and long press the default speed for 2 seconds.
For static RGB colors, adjust the saturation, that is, the current static RGB colors will slowly become RGB mixed white,
Short-press 11 levels, long-press 1-6 seconds for continuous 256 levels of adjustment.

R G B : Short press the light to become static red/green/blue. Long press for 1-6 seconds to
continuously adjust R/G/B brightness to realize millions of colors.

W : For RGB lights, short press to turn on/off white (warm white/cool white)
Long press for 1-6 seconds to continuously adjust (warm white + cool white) channel brightness,
that is, to change the saturation by slowly increasing/decreasing white.

S1 S2 : Short press to bring up the scene,Long press for 2 seconds to save the current colors to S1/S2,
save OK, and the LED indicator will show green.

# Wi-Fi Control System Application

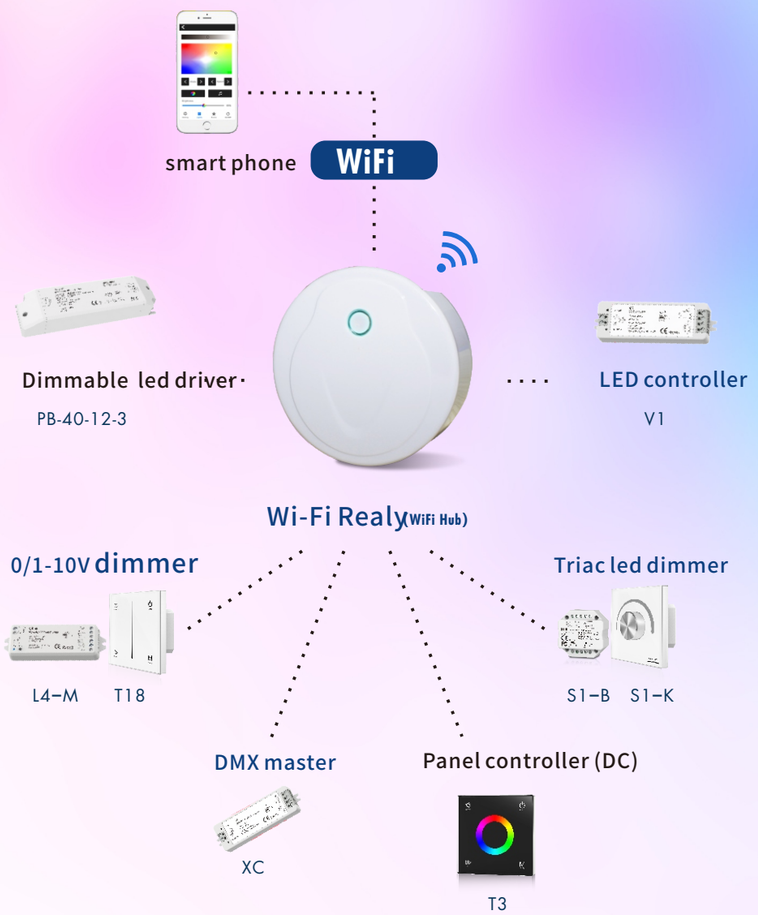

Wi-Fi Realy

## Features：

- Can carry all Skydance RF 2.4G wireless products
  Including LED controller, LED dimmable driver, 0-10V dimmer and SCR dimmer, etc.
- Can realize the lighting effects of dimming, color temperature, RGB, RGBW and RGB + CCT
- You can set 1-16 areas and 8 scene memories
- Can be connected to a USB socket
- Suitable for Android and IOS software (application name: SkySmart)

| Mode | Input Voltage | Output Signel | Partition Number | Size (mm) |
|---|---|---|---|---|
| WiFi-Relay | 5-24VDC | RF | 1-16Partition | Φ72x 25 |



# RF Wireless Lighting Control System

Wi-Fi relay the bridge of wireless network, connect APP to the lighting system of LED controller through smart phone, useing SKYDANCE' s RF LED controller, dimmable led driver and led dimmer are connected to the WIFI-RELAY repeater to make the entire lighting system more intelligent and convenient.

## RF Wireless Lighting Let The Light Bring You a Good Mood

Using SKYDANCE RF wireless lighting control system, feel the atmosphere of the light. Through this system, realize the intelligent control of wireless lighting ,enjoy the warmth of the light and adjust it at will according to your mood changes.

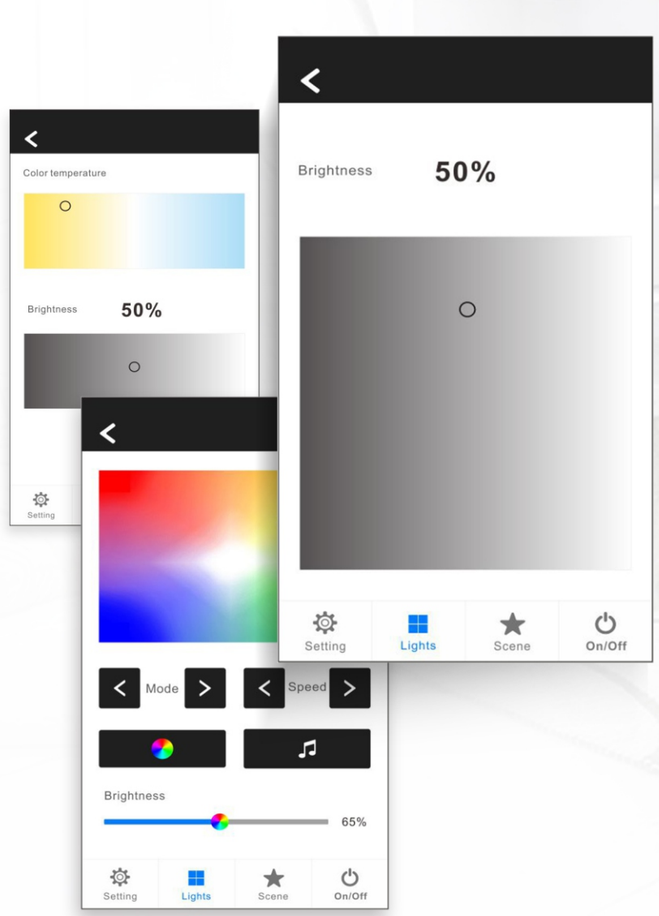


RF2.4G

加班工作



看电视



娱乐派对

# Voice + Remote Control Series

Voice + remote control series products include 5-way or 2-way constant voltage controller, Triac dimmer and AC switch, support WiFi, Bluetooth or ZigBee communication, support Tuya cloud control and voice control, through Tuya APP to achieve turn on/off lights, dimming color, delay turn on/off , timing turn on/off , scene and music playback functions.
Each controller can be paired with RF remote control, it can also be used as a Tuya APP to RF signal converter, paired with Skydance's other RF controllers to achieve simultaneous voice and remote control.

## Wi-Fi Controller

WT1

WT5

S1-B(WT)

SS-B(WT)

L1(WT)

| Mode | Input Voltage | Input Current | Output Volatge | Output Current | Output Power | Size(mm) |
|---|---|---|---|---|---|---|
| WT1 | 12-36VDC | 10.5A | 2x(12-36)VDC | 2CH,5A/CH | 2x(60-180)W | L114*W38*H20mm |
| WT5 | 12-24VDC | 15.5A | 5x(12-24)VDC | 5CH,3A/CH | 5x(36-72)W | L114*W38*H20mm |
| S1-B(WT) | AC100-240V | / | AC100-240V | Max 1.5A | 150-360W | L52*W52*H26mm |
| SS-B(WT) | AC100-240V | / | AC100-240V | Max 1.5A | 150-360W | L52*W52*H26mm |

| Mode | Input Voltage | Output Signal | Input Signal | Size(mm) |
|---|---|---|---|---|
| L1(WT) | AC100-240V | 0/1-10V(20mA) | Tuya APP/ RF /Push Dim | L52*W52*H26mm |

## Bluetooth Controller

WB1

WB5

| Mode | Input Voltage | Input Current | Output Volatge | Output Current | Output Power | Size(mm) |
|---|---|---|---|---|---|---|
| WB1 | 12-36VDC | 10.5A | 2x(12-36)VDC | 2CH,5A/CH | 2x(60-180)W | L114*W38*H20mm |
| WB5 | 12-24VDC | 15.5A | 5x(12-24)VDC | 5CH,3A/CH | 5x(36-72)W | L114*W38*H20mm |





## ZigBee Controller

WZ1

WZ5

S1-B(WZ)

SS-B(WZ)

L1(WZ)

| Mode | Input Voltage | Input Current | Output Volatge | Output Current | Output Power | Size(mm) |
|---|---|---|---|---|---|---|
| WZ1 | 12-36VDC | 10.5A | 2x(12-36)VDC | 2CH,5A/CH | 2x(60-180)W | L114*W38*H20mm |
| WZ5 | 12-24VDC | 15.5A | 5x(12-24)VDC | 5CH,3A/CH | 5x(36-72)W | L114*W38*H20mm |
| S1-B(WZ) | AC100-240V | / | AC100-240V | Max 1.5A | 150-360W | L52*W52*H26mm |
| SS-B(WZ) | AC100-240V | / | AC100-240V | Max 1.5A | 150-360W | L52*W52*H26mm |

| Mode | Input Voltage | Output Signal | Input Signal | Size(mm) |
|---|---|---|---|---|
| L1(WZ) | AC100-240V | 0/1-10V(20mA) | Tuya APP + RF + Push Dim | L52*W52*H26mm |

# SENSOR SERIES





## Sensor Series

SKYDANCE sensors include sensor dimmer, sensor switch and sensor remote control, providing a complete sensor lighting control solution

### RF Microwave Remote Control

ER1
RF Switch

ER2
RF Switch

ER3
2-Stage RF Dimming Switch

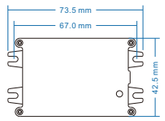


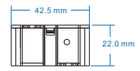


### Auto Matic Compen Sation Dimming RF Switch

| Mode | ER1/ER3 | ER2 |
|---|---|---|
| Working Voltage | 9-24VDC | 9-24VDC |
| Output Signal | RF 2.4GHz | RF 2.4GHz |
| High Frequency System | 10.525GHz | 10.525GHz |
| Power Consumption | <0.5W（Standby），<1W（Running） | <0.5W（Standby），<1W（Running） |
| Detection Zone | Max （DxH）20 x 15m | Max （DxH）20 x 15m |
| Detection Sensitivity | 10%/ 25%/ 50%/ 75%/ 100% | 10%/ 25%/ 50%/ 75%/ 100% |
| Standby Time | 10s / 30s / 90s / 3min / 10min / 20min / 30min | 10s / 30s / 90s / 3min / 10min / 20min / 30min |
| Daylight sensor | 10lux / 30lux / 50lux / 100lux / 150lux / 200lux /Forbid | 50lux / 100lux / 150lux / 200lux / 250lux / 300lux / 400lux |
| Installation Height | 15m Max。 | 15m Max。 |
| Motion Detection | 0.5-3m / s | 0.5-3m / s |
| Detection Angle | 150°（Wall mount），360°（Ceiling installation） | 150°（Wall mount），360°（Ceiling installation） |

### Sensor Switch

E1-B
Hand scan sensor switch

E1-D
Door sensor

E1-R
PIR sensor switch

### Touch Sensor LED Dimmer

E1-C

| Mode | Input Voltage | Output Voltage | Output Power | Detection Distance | Detection Angle | Size(mm) |
|---|---|---|---|---|---|---|
| E1-B | 12-24VDC | 12-24VDC | Max. 48W@12V, Max. 96W@24V | ≤8cm | 15-30 | L50*W11*H9mm |
| E1-D | 12-24VDC | 12-24VDC | Max. 48W@12V, Max. 96W@24V | ≤10cm | 15-30 | L50*W11*H7.5mm |
| E1-R | 12-24VDC | 12-24VDC | Max. 36W@12V, Max. 72W@24V | ≤3m | 120 | L50*W11*H12mm |

| Mode | Input Voltage | Output Voltage | Output Power | Output Type | Input Signal | Dimming Range | PWM Frequency | size(mm) |
|---|---|---|---|---|---|---|---|---|
| E1-C | 12-24VDC | 12-24VDC | Max. 48W@12V<br>Max. 96W@24V | CV | Touching | 0-100% | 128Hz | L50*W7.8*H10mm |

### PIR Sensor Stair Light Controller

ES32

| Mode | Input Voltage | Output Voltage | Output Power | Detection Distance | Detection Angle | Size(mm) |
|---|---|---|---|---|---|---|
| ES32 | 12-24VDC | 12-24VDC | Max. 48W@12V, Max. 96W@24V | ≤5cm | 15-30 | L50*W11*H9mm |

# DMX512 CONTROL SYSTEM



# DMX512 Control System

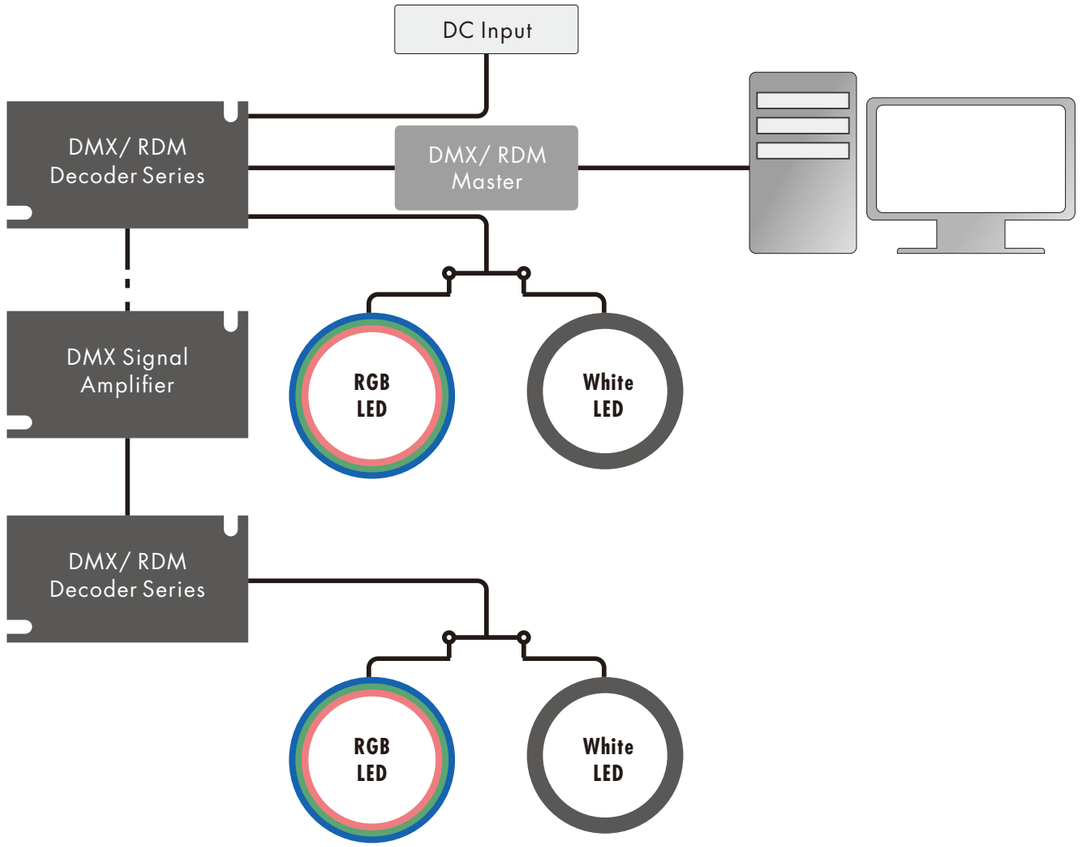

# DMX512 Decoder

Skydance DMX controllers are designed with the latest DMX512, DMX512(1990), DMX512-A and RDM standard protocols which enable users to set DMX address, choose output channel quantity, PWM output frequency and output brightness curve manually.

The advanced RDM decoder features bi-directional communication function which enables DMX console to detect decoder, displays decoder information and sets DMX address.

The DMX lighting control system consists of DMX console(DMX master) that sends DMX control signal and DMX decoder (DMX slave)which receives the control signal and outputs PWM signal to connected LED lights. Furthermore, with an additional DMX Signal Ampli?er DA, the DMX control signal will be double extended.

With built-in RF 2.4G module, the DMX master can be controlled by a variety of single color, dual color, RGB, RGBW, RGB+CCT Remotes.

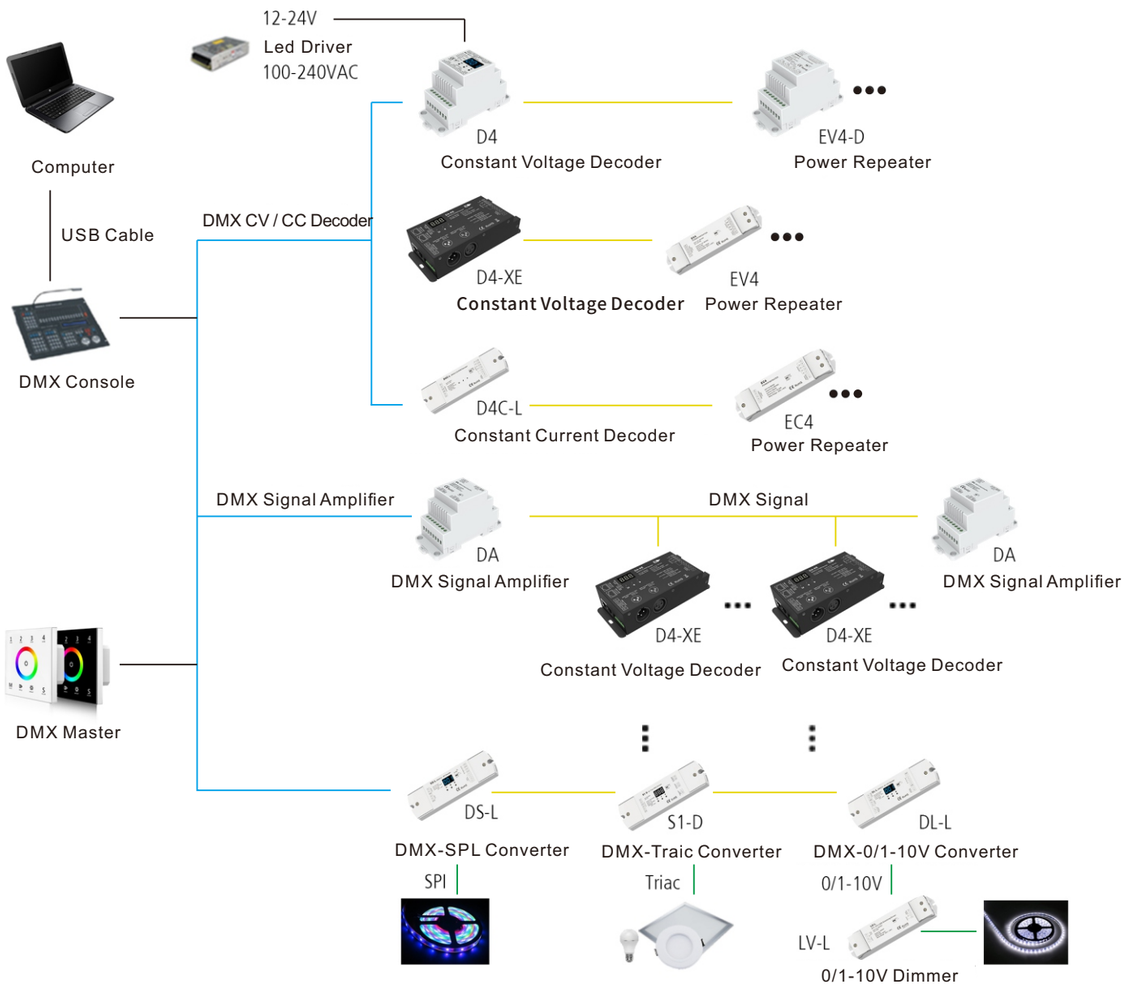






## DMX Series

### DMX Constant Voltage Decoder




| Mode | Input Voltage | Output Current | Output Power | Size(mm) |
|---|---|---|---|---|
| D1-L | 12-24VDC | 1channel,each channel≤15A | 12V<180W, 24V<360W | L170*W50*H23mm |
| D4-L | 12-24VDC | 4channel,each channel≤5A | 12V<240W, 24V<480W | L170*W50*H23mm |
| D3-L | 12-24VDC | 3channel,each channel≤6A | 12V<216W, 24V<432W | L170*W50*H23mm |
| D4 | 12-24VDC | 4channel,each channel≤5A | 12V<240W, 24V<480W | L115*W48*H67mm |
| D4-XE | 12-36VDC | 4channel,each channel≤8A | 12V<384W, 24V<768W, 36V<1152W | L165*W70*H37mm |
| D3-XE | 12-36VDC | 3channel,each channel≤10A | 12V<360W, 24V<720W, 36V<1080W | L165*W70*H37mm |
| D4-E | 12-36VDC | 4channel,each channel≤8A | 12V<384W, 24V<768W, 36V<1152W | L175*W46*H32mm |
| D4-P | 12-36VDC | 4channel,each channel≤8A | 12V<384W, 24V<768W, 36V<1152W | L175*W46*H32mm |
| D4-WP | 12-36VDC | 4channel,each channel≤5A | 12V<240W, 24V<480W, 36V<720W | L176*W78*H38mm |
| D12 | 12-24VDC | 12channel,each channel≤5A | 12V<720W, 24V<1440W | L160*W88*H60mm |
| D24 | 12-24VDC | 24channel,each channel≤3A | 12V<864W, 24V<1728W | L160*W88*H60mm |
| D3-P | 12-24VDC | 3channel,each channel≤3A | 12V<144W, 24V<288W | L90*W50.5*H15.5mm |
| D4-S | 12-24VDC | 4channel,each channel≤8A | 12V<384W, 24V<768W | L130*W57*H30.5mm |
| D4-M | 12-24VDC | 4channel,each channel≤8A | 12V<384W, 24V<768W | L136*W67*H37.5mm |
| D5 | 12-24VDC | 5channel,each channel≤6A | 12V<360W, 24V<720W | L170*W86*H39.5mm |
| D12A | 12-24VDC | 12channel,each channel≤5A | 12V<720W, 24V<1440W | L246*W116*H38.5mm |
| D24A | 12-24VDC | 24channel,each channel≤5A | 12V<1440W, 24V<2880W | L324*W116*H38.5mm |

# DMX Series



## DMX Constant Current Decoder

D4C-L(350mA)

D4C-L(700mA)

D4C(350mA)

D4C(700mA)

D4C-XE(350mA)

D4C-XE(700mA)

D32C(350mA)

D32C(700mA)

| Mode | Input Voltage | Output Type | Output Current | Output Power | Size(mm) |
|---|---|---|---|---|---|
| D4C-L(350mA) | 12-48VDC | Constant current | 4CH, 350mA/CH | 4 x (1.05-16.1)W | L170*W50*H23mm |
| D4C-L(700mA) | 12-48VDC | Constant current | 4CH, 700mA/CH | 4 x (2.10-32.2)W | L170*W50*H23mm |
| D4C(350mA) | 12-48VDC | Constant current | 4CH, 350mA/CH | 4 x (1.05-16.1)W | L115*W48*H67mm |
| D4C(700mA) | 12-48VDC | Constant current | 4CH, 700mA/CH | 4 x (2.10-32.2)W | L115*W48*H67mm |
| D4C-XE(350mA) | 12-48VDC | Constant current | 4CH, 350mA/CH | 4x (1.05-16.1)W | L165*W70*H37mm |
| D4C-XE(700mA) | 12-48VDC | Constant current | 4CH, 700mA/CH | 4x (2.10-32.2)W | L165*W70*H37mm |
| D32C(350mA) | 12-48VDC | Constant current | 32CH, 350mA/CH | 32x (1-16.1)W | L482*W278*H44mm |
| D32C(700mA) | 12-48VDC | Constant current | 32CH, 700mA/CH | 32x (2.1-32.2)W | L482*W278*H44mm |

## DMX Decoder ( For High Voltage LED Strip)

S3-DX

S4-DX

| Mode | Input Voltage | Input Current | Output Voltage | Output Current | Output Power | Size(mm) |
|---|---|---|---|---|---|---|
| S3-DX | 110-240VAC | 4.6A | 3 x (110-240)VDC | 3CH, 1.5A/CH | 3x (165-360)W | L165*W70*H37mm |
| S4-DX | 110-240VAC | 8A | 4 x (110-240)VDC | 4CH, 2A/CH | 4x (220-480)W | L201*W119*H38mm |



# 4 CHANNEL CV DMX512 & RDM DECODER

## Water proof with IP67 for outdoor usage

**Comply with the DMX512 standard protocols.**

RDM function.
Stand-alone function.
Logarithmic or linear dimming curve seclectable.

# Wall Mounted Touch Panel

## AC input / DMX 512 & RF 2.4G signal output

### Touch panel
### 4 zones RGBW DMX512 master

DMX signal output,compatible with DMX decoder.
Can also be used as 4 zones RGBW RF remote to work with Skydance's 2.4G LED controllers.

Ultra sensitive&high strength glass panel.
Smooth and accurate color adjustment by touching.
Touch keys with chord tones and LED indicator.

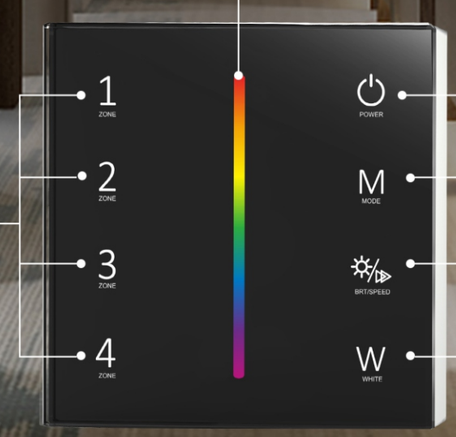


Short press turn on zone light and select zone simultaneously, long press 2s turn off zone light.4 zone control seperately or synchronously, each zone could control multiple receivers.

Turn on/off all zone light.

Short press play 10 built-in mode, long press 2s run mode-cycle.

Adjust dynamic mode speed or static color brightness,10 levels.

Short press turn on/off W channel, long press adjust W channel brightness.





## DMX Series

### DIM DMX Panel Master

T11

T11(IT)

T11-1

T11-K

T11-D

T16-1

T16-2

T16-3

T16

| Mode | Light type | Input Volatge | DMX Address | Size(mm) |
|---|---|---|---|---|
| T11 | 4 Zone Dimming | 100-240VAC | 4 | L86*W86*H33mm |
| T11(IT) | 4 Zone Dimming | 100-240VAC | 4 | L120*W80*H37mm |
| T11-1 | 4 Zone Dimming | 100-240VAC | 4 | L86*W86*H33mm |
| T11-K | 1 Zone Dimming | 100-240VAC | 1 | L86*W86*H49mm |
| T11-D | 1 Zone Dimming | 100-240VAC | 1 | L86*W86*H52mm |
| T16-1 | 1 Zone Switch | 100-240VAC | 1 | L86*W86*H33mm |
| T16-2 | 2 Zone Switch | 100-240VAC | 2 | L86*W86*H33mm |
| T16-3 | 3 Zone Switch | 100-240VAC | 3 | L86*W86*H33mm |
| T16 | 4 Zone Switch | 100-240VAC | 4 | L86*W86*H33mm |

### CCT DMX Panel Master

T12

T12(IT)

T12-1

T12-K

| Mode | Light Type | Input Volatge | DMX Address | Size(mm) |
|---|---|---|---|---|
| T12 | 4 Zone CCT | 100-240VAC | 8 | L86*W86*H33mm |
| T12(IT) | 4 Zone CCT | 100-240VAC | 8 | L120*W80*H37mm |
| T12-1 | 4 Zone CCT | 100-240VAC | 8 | L86*W86*H33mm |
| T12-K | 1 Zone CCT | 100-240VAC | 2 | L86*W86*H49mm |

### RGB DMX Panel Master

T13

T13(IT)

T13-1

T13-K

| Mode | Light Type | Input Volatge | DMX Address | Size(mm) |
|---|---|---|---|---|
| T13 | 4 Zone RGB | 100-240VAC | 12 | L86*W86*H33mm |
| T13(IT) | 4 Zone RGB | 100-240VAC | 12 | L120*W80*H37mm |
| T13-1 | 4 Zone RGB | 100-240VAC | 12 | L86*W86*H33mm |
| T13-K | 1 Zone RGB | 100-240VAC | 3 | L86*W86*H49mm |

# DMX Series

## RGBW DMX Panel Master

T14

T14(IT)

T14-1

| Mode | Light Type | Input Volatge | DMX Address | Size(mm) |
|---|---|---|---|---|
| T14 | 4 Zone RGBW | 100-240VAC | 16 | L86*W86*H33mm |
| T14(IT) | 4 Zone RGBW | 100-240VAC | 16 | L120*W80*H37mm |
| T14-1 | 4 Zone RGBW | 100-240VAC | 16 | L86*W86*H33mm |

## RGB+CCT DMX Panel Master

T15

T15(IT)

T15-1

| Mode | Light Type | Input Volatge | DMX Address | Size(mm) |
|---|---|---|---|---|
| T15 | 4 Zone RGB + CCT | 100-240VAC | 20 | L86*W86*H33mm |
| T15(IT) | 4 Zone RGB + CCT | 100-240VAC | 20 | L120*W80*H37mm |
| T15-1 | 4 Zone RGB + CCT | 100-240VAC | 20 | L86*W86*H33mm |

## 6 Channel DMX Dimming Master

AJ6

**Features**

1, 6 push rod DMX dimmer, digital tube display.
2. Comply with DMX512 standard protocol.
3. Powered by DC5-12V adapter or 3 AAA batteries.
4. 3-digit Screen display.

**Product Parameters:**

| Mode | AJ6 | Product Name | 6 Channel DMX Dimmer |
|---|---|---|---|
| Technical Parameters | | | |
| Input Voltage | 5-12VDC or 3*AAA | Working Current | <10mA |
| Output Signal | DMX512 | Number of channels | 6 |
| | | | Product Size 97×33×18mm (Length×width×height) |
| Environment | | Safety and EMC | |
| Operating Temperature | -30°C~+55°C | EMC standard (EMC) | EN55032:2015/EN61000-3-2:2014, EN61000-3-2:2013/EN55024 :2010/A1:2015 |
| Case Temperature (max) | +65°C | safety standard (LVD) | EN 61347-1:201, 5EN 61347-2-11:2015 |
| IP Grade | IP20 | Certification | CE、EMC、LVD |
| Quality assurance | | Protection | |
| Warranty | 5 years | Protection | Avoid converse connect |



# DMX Series

## DMX512 MNaster

XC

XC-D

| Mode | Input Colatge | Standby Power | Input Signal | Output Signal | Size(mm) |
|---|---|---|---|---|---|
| XC | 5-24VDC | 1W | RF 2.4GHz | DMX512 | L97*W33*H18mm |
| XC-D | 100-240VAC | Max. 1W | RF 2.4GHz | DMX512 | L115*W48*H67mm |

## DMX512 Signal Amplifier

1. DMX512 signal amplifier is dedicated to signal amplification, distribution and isolation of DMX512 (or RS-485) bus.
2. Long-distance transmission of DMX signals, or attenuation of DMX signals after multiple DMX decoder devices are connected in parallel, are reshaped and amplified to extend the signal transmission distance.
3. 1 input, 1/2/4 output, photoelectric isolation between input and output.

DM

DA

DMA

| Mode | Input Volatge | Input Signal | Output Signal | Size(mm) |
|---|---|---|---|---|
| DA | 12-24VDC | DMX512 | 2xDMX512 | L115*W48*H67mm |
| DM | 12-36VDC | DMX512 | DMX512 | L115*W48*H67mm |
| DMA | 12-36VDC | DMX512 | 4xDMX512 | L256*W92*H38mm |

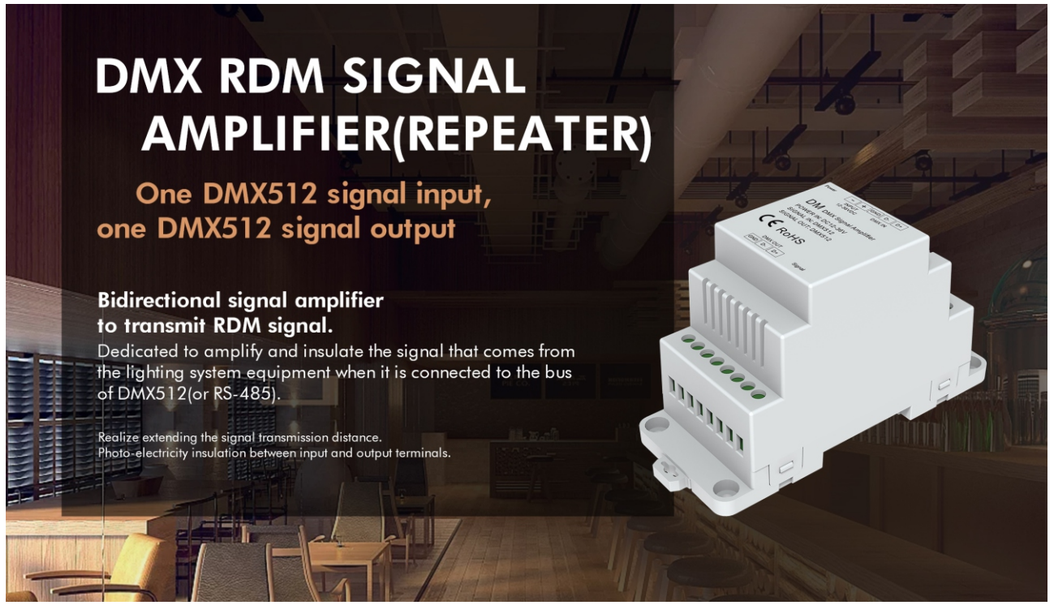

# AC TRIAC DIMMER SERIES





## AC Triac Series

Skydance offers a complete AC Triac control system that contains Triac dimmer/ switch, Traic dimmable LED driver,and DMX512 Triac Converter.The Triac dimmer with AC input and AC output to dim and switch single color dimmable LED lamps, traditional incandescent and halogen lights. Working with a WiFi-Relay converter, the Triac dimmer can be WiFi controlled via APP installed on IOS or Android devices. It is also compatible with a variety of single color RF remotes. The Triac dimmable LED driver is controlled by AC Triac dimmer. Traic dimmable LED driver supports to dim the LEDs' brightness from 0 to 100% without any licker. They are all compatible with major control systems of Lutron, Dynalite, Clipsal, Osram, Philips,ABB, Schneider, Simens, Berker,legrand etc.

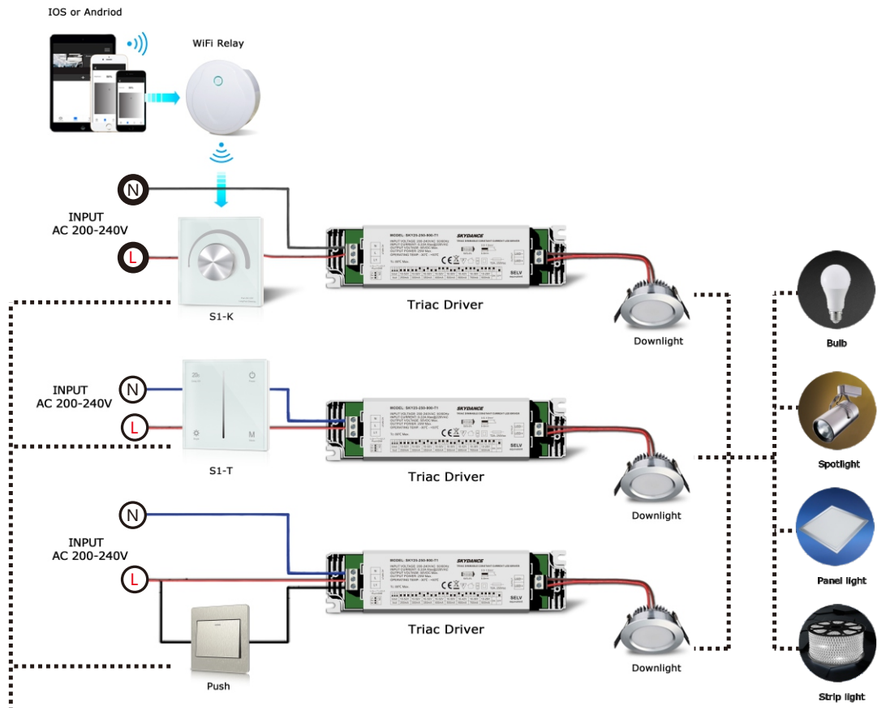

SIEMENS ABB OSRAM simon legrand VIMAR energia positiva LUTRON
CLIPSAL dynalite Schneider Electric Helvar PHILIPS DELIXI

# Triac Series

SKYDANCE triac dimmer series include triac panel dimmer, RF Triac dimmer, DMX Triac dimmer, DALI Triac dimmer, respectively through the knob or touch panel,F dimming remote control, DMX512 console and DALI master control realize turn on/off and dimming of monochromatic dimmable LED lights, incandescent lamp and high-voltage halogen lamp. SKYDANCE Triac dimmer built-in high performance MCU, achieve 256 levels of 0~100% smooth and precise dimming, can choose front cut or back cut dimming, and set the minimum brightness.

## Triac Anel Pimmer

KS

S1-K

S1-T

ST1

| Mode | Input Voltage | Output Voltage | Output Current | Output Power | Size(mm) |
|---|---|---|---|---|---|
| KS | 100-240VAC | 100-240VAC | 1channel,≤1.5A | 150-360W | L86*W86*H48.5mm |
| S1-K | 100-240VAC | 100-240VAC | 1channel,≤1.5A | 150-360W | L86*W86*H50mm |
| S1-T | 100-240VAC | 100-240VAC | 1channel,≤1.5A | 150-360W | L86*W86*H33mm |
| ST1 | 100-240VAC | 100-240VAC | 1channel,≤1.5A | 150-360W | L86*W86*H52mm |

## RF Wireless Triac Dimmer

S1-B

S1

S1-L

TR1

| Mode | Input Voltage | Output Voltage | Output Current | Output Power | Size(mm) |
|---|---|---|---|---|---|
| S1-B | 100-240VAC | 100-240VAC | 1channel,≤1.5A | 150-360W | L52*W52*H26mm |
| S1 | 100-240VAC | 100-240VAC | 1channel,≤2A | 200-480W | L103*W67*H30mm |
| S1-L | 100-240VAC | 100-240VAC | 1channel,≤2A | 200-480W | L175*W45*H27mm |
| TR1 | 100-240VAC | 100-240VAC | 1channel,≤2A | 200-480W | L115*W48*H67mm |

## RF Wireless AC Switch

SS-B

SS-C

| Mode | Input Voltage | Output Voltage | Output Current | Output Power | Size(mm) |
|---|---|---|---|---|---|
| SS-B | 100-240VAC | 100-240VAC | ≤1.5A | 150-360W | L52*W52*H26mm |
| SS-C | 100-240VAC | 100-240VAC | ≤3A | 300-720W | L52*W52*H26mm |



# Triac Series

## DMX Triac Dimmer

S1-D

S1-DR

S1-D1

| Mode | Input Voltage | Input Signal | Output Voltage | Output Current | Output power | Size(mm) |
|---|---|---|---|---|---|---|
| S1-D | 100-240VAC | DMX512 | 100-240VAC | 2Channel,≤1A | 100-240W/Channel | L170*W50*H23mm |
| S1-DR | 100-240VAC | DMX512 | 100-240VAC | 2Channel,≤1.5A | 150-360W/Channel | L115*W48*H67mm |
| S1-D1 | 100-240VAC | DMX512 | 100-240VAC | 1Channel,≤2A | 200-480W | L115*W48*H67mm |

## DALI Triac Dimmer

DT

| Mode | Input Voltage | Input Signal | Output Voltage | Output Current | Output Power | Size(mm) |
|---|---|---|---|---|---|---|
| DT | 100-240VAC | DALI | 100-240VAC | 1Channel,≤1.5A | 150-360W | L187*W46*H22mm |

## OLED Screen Triac Dimmer

SK1

| Mode | Input Voltage | Input Signal | Output Voltage | Output Current | Output Power | Size(mm) |
|---|---|---|---|---|---|---|
| SK1 | 100-240VAC | DMX512, 0/1-10V | 100-240VAC | 1Channel,≤6A | 600-1440W | L168*W93.5*H63mm |

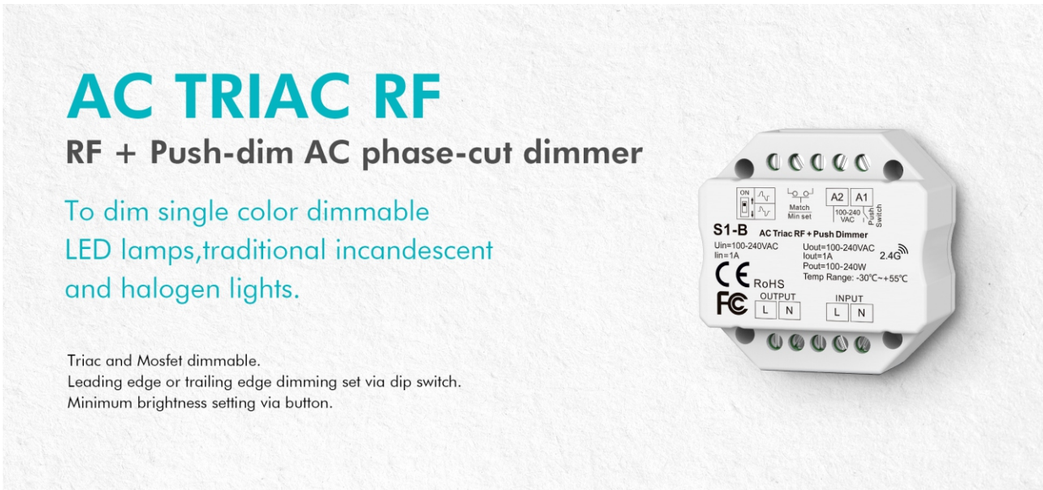

# Triac Series

## Triac Constant Voltage Dimmable LED Driver

1. AC200-240V input, DC12/24V output, 1 PWM constant voltage.
2. The output power is 12-75W.
3. Dimming method: Triac/ELV, AC Push-Dim (self-reset switch).
4. If a Triac dimmer with RF function is used, the Triac dimmable led drivercan be remotely controlled by RF.
5. Over temperature/overload/short circuit protection, automatic recovery.
6. 5-year warranty and 50,000 hours warranty.

TE-10-12
10W 12V

TE-12-12
12W 12V

TE-40-12
40W 12V

TE-40-24
40W 24V

TE-75-12
75W 12V

TE-75-24
75W 24V

TE-150-12
150W 12V

TE-150-24
150W 24V

| Mode | Output | Efficiency | Standby Power | Impulse Current | (Ta/Tc) | Size(mm) |
|---|---|---|---|---|---|---|
| TE-10-12 | 10W/12V/0.8A | >85% | <1W | 3.5A/230VAC | 50℃/70℃ | 91×37.5×23 |
| TE-12-12 | 12W/12V/1A | >80% | <1W | 16A/230VAC | 50℃/70℃ | 138×32×24 |
| TE-40-12 | 40W/12V/3.3A | >82% | <1W | 27.5A/230VAC | 50℃/70℃ | 168×44×30 |
| TE-40-24 | 40W/12V/1.65A | >85% | <1W | 27.5A/230VAC | 50℃/70℃ | 168×44×30 |
| TE-75-12 | 75W/12V/6.25A | >84% | <2W | 47A/230VAC | 50℃/70℃ | 179×56×30 |
| TE-75-24 | 75W/24V/12A | >87% | <2W | 27.5A/230VAC | 50℃/70℃ | 179×56×30 |
| TE-150-12 | 150W/12V/12.5A | >85% | <1W | 38A/230VAC | 50℃/70℃ | 280×67×36 |
| TE-150-24 | 150W/24V/6.25A | >85% | <1W | 38A/230VAC | 50℃/70℃ | 280×67×3 |

# Triac Series

## Triac Constant Voltage Dimmable LED Driver

1. AC200-240V input, DC10-52V, 150-1750mA output, 1 PWM constant current.
2. The output power is 12-50W.
3. Dimming method: Triac/ELV, AC Push-Dim (self-reset switch).
4. If a Triac dimmer with RF function is used, the Triac dimmable led driver can be remotely controlled by RF.
5. The current can be selected through the dial switch.
6. Over temperature/overload/short circuit protection, automatic recovery.
7. 5-year warranty and 50,000 hours warranty.

TE-9A
9W 150-500mA

TE-10A
10W 150-500mA

TE-12A
12W 350mA

TE-15A
15W 150-700mA

TE-25A
25W 250-900mA

TE-30A
30W 300-900mA

TE-36A
36W 350-1200mA

| Mode | Output | Efficiency | Standby Power | Impulse Current | (Ta/Tc) | Size(mm) |
|---|---|---|---|---|---|---|
| TE-9A 150-500mA | 9W/3-25V 150mA/200mA/250mA/ 300mA/350mA/400mA/ 450mA/500mA | >75% | <1W | 23A/230VAC | 50℃/70℃ | 91×37.5×23 |
| TE-10A 150-500mA | 10W/3-25V 150mA/200mA/250mA/ 300mA/350mA/400mA/ 450mA/500mA | >80% | <1W | 16A/230VAC | 50℃/70℃ | 138×32×24 |
| TE-12A 350mA | 12W/37V/350mA | >80% | <1W | 16A/230VAC | 50℃/70℃ | 138×32×24 |
| TE-15A 150-700mA | 15W/10-45V 150mA/200mA/350mA/ 400mA/450mA/500mA/ 650mA/700mA | >80% | <1W | 16A/230VAC | 50℃/70℃ | 151×41×30 |
| TE-25A 250-900mA | 25W/10-52V 250mA/300mA/350mA/ 400mA/500mA/600mA/ 700mA/900m | >80% | <1.9W | 27.5A/230VAC | 50℃/70℃ | 168×44×30 |
| TE-30A 300-900mA | 30W/10-45V 300mA/350mA/450mA/ 500mA/700mA/750mA/ 850mA/900mA | >82% | <1W | 16A/230VAC | 50℃/70℃ | 151×41×30 |
| TE-36A 350-1200mA | 36W/10-52V 350mA/500mA/600mA/ 700mA/800mA/900mA/ 1050mA/1200mA | >82% | <1.9W | 27.5A/230VAC | 50℃/70℃ | 168×44×30 |

# 0/1-10V SERIES

# 0/1-10V LED Controller

## RF to 0/1-10V

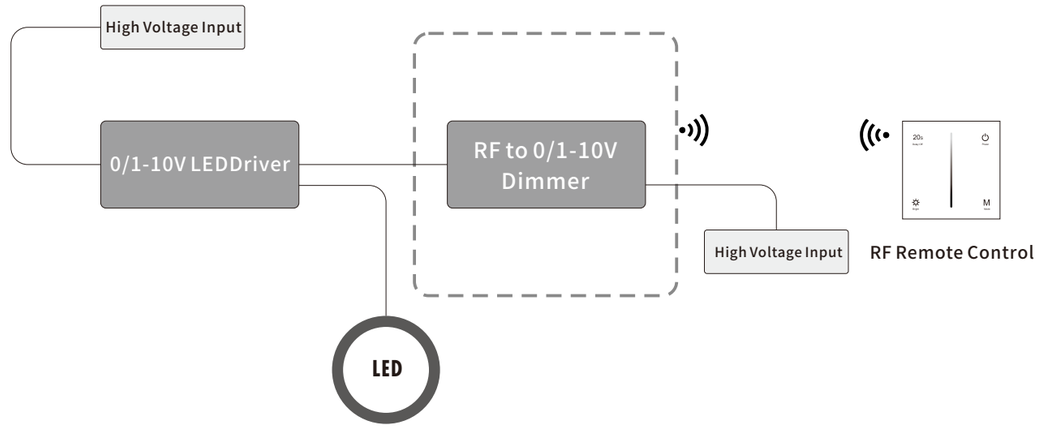


## DMX512 to 0/1-10V

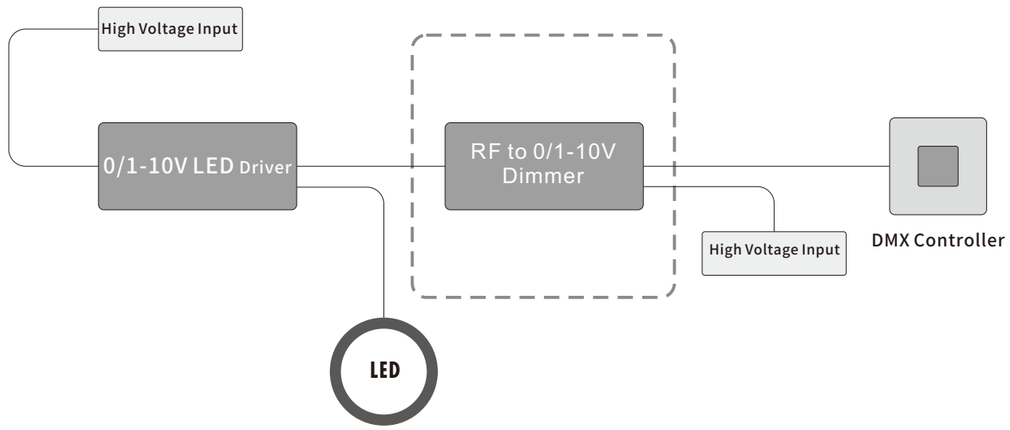

# 0/1-10V Series

The 0/1-10V series perfectly solves the problem of compatibility between the fluorescent lamp dimming system and LED lighting. SKYDANCE 0/1-10V series products have a built-in high-performance MCU that supports five-in-one dimming, and 0~100% dimming range. Logarithmic characteristic dimming, compatible with various brands of 0/1-10V dimmers and control systems on the market, such as Lutron, EVITIN, Schneider, etc. SKYDANCE 0/1-10V series includes 0/1-10V panel dimmer,RF or DMX to 0/1-10V signal converter, 0/1-10V low voltage dimming driver, 0/1-10V dimming constant voltage power supply, 0/1-10V dimming constant current power supply and other products, provide a complete 0/1-10V lighting control System solution。

## 0/1-10V Panel Dimmer

KL

T18

T18-1

T18-2

T18-3

| Mode | Input Voltage | Output Signal | Output Current | Size(mm) |
|---|---|---|---|---|
| KL | 100-240VAC | 0-10V | 0/1-10V ≤20mA, AC ≤1.5A | L86*W86*H48.5mm |
| T18 | 100-240VAC | 0-10V | 0/1-10V ≤20mA, AC ≤1.5A | L86*W86*H33mm |
| T18-1 | 100-240VAC | 4Channel 0-10V | 4 4channel each 4channel≤10mA | L86*W86*H33mm |
| T18-2 | 100-240VAC | 0-10V | 0/1-10V ≤20mA, AC ≤1.5A | L86*W86*H33mm |
| T18-3 | 100-240VAC | 0-10V | 0/1-10V ≤20mA, AC ≤1.5A | L86*W86*H50mm |

## RF 0/1-10V Dimmer

L1

L4-M

L4-ML

| Mode | Input Voltage | Output Signal | Output Current | Size(mm) |
|---|---|---|---|---|
| L1 | 100-240VAC | 0-10V | 0/1-10V ≤20mA, AC ≤1.5A | L52*W52*H26mm |
| L4-M | 100-240VAC or 12VDC | 4channel0-10V | 4channel,each channel≤10mA | L114*W38*H20mm |
| L4-ML | 100-240VACor 12-24VDC | 4channelx 0/1-10V | 0/1-10V each channel≤20mA, AC ≤3A | L175*W45*H27mm |

## DMX 0/1-10V Dimmer

DL

DL-L

| Mode | Input Voltage | Input Signal | Output Signal | Output Current | Size(mm) |
|---|---|---|---|---|---|
| DL | 12-24VDC | DMX512 | 4 channel 0/1-10V | 4channel,each channel≤20mA | L115*W48*H67mm |
| DL-L | 100-240VAC or 12-24VDC | DMX512 | 4channel 0/1-10V | 4channel,each channel≤20mA | L170*W50*H23mm |

## 0/1-10V Constant Voltage LED Controller

LV

LV-L

V1-T

L4-L

L4-D

| Mode | Input Voltage | Input Signal | Output Current | Output Power | Size(mm) |
|---|---|---|---|---|---|
| LV | 5-36VDC | 0/1-10V | 1Channel, ≤8A | 12V<96W,24V<192W,36V<288W | L97*W33*H18mm |
| LV-L | 12-36VDC | 0/1-10V, Self-reset switch | 1Channel ≤12A | 12V<144W,24V<288W,36V<432W | L175*W45*H27mm |
| V1-T | 12-24VDC | 0/1-10V, RF, Self-reset switch | 1Channel, ≤20A | 12V<240W ,24V<480W | L107*W75*H24.5mm |
| L4-L | 12-36VDC | 0/1-10V,Self-reset switch | 4Channel,each channel≤5A | 12V<240W ,24V<480W,36V<720W | L175*W45*H27mm |
| L4-D | 12-36VDC | 0/1-10V,Self-reset switch | 4Channel,each channel≤5A | 12V<240W ,24V<480W,36V<720W | L110*W48*H67mm |



# 0/1-10V Constant Voltage Dimmable Led Driver

1. AC100-240V input, DC12/24V output, 1 PWM constant voltage.
2. The output power is 12-150W.
3. Dimming mode: 0-10V, 1-10V, 10V PWM, resistance, AC Push-Dim (self-reset switch).
4. If a 0/1-10V dimmer with RF function is used, the 0/1-10V dimmable led driver can be remotely controlled by RF.
5. Over temperature/overload/short circuit protection, automatic recovery.
6. 5-year warranty and 50,000 hours warranty.

LN-12-12
12W 12V

LN-40-12
40W 12V

LN-40-24
40W 24V

LN-75-12
75W 12V

LN-75-24
75W 24V

LF-150-12
150W 12V

LF-150-24
150W 24V

| Mode | Output | Efficiency | Standby Power | Impulse Current | (Ta/Tc) | Size(mm) |
|---|---|---|---|---|---|---|
| LN-12-12 | 12W/12V/1A | >81%/230VAC | 0.8W/115VAC,1.2W/230VAC | 5A/230VAC | 55 /70 | 138×32×24 |
| LN-40-12 | 40W/12V/3.34A | >81%/230VAC | 0.8W/115VAC,1.2W/230VAC | 27.5A/230VAC | 50 /70 | 168×44×30 |
| LN-40-24 | 40W/24V/1.67A | >86%/230VAC | 1.6W/115VAC,2.1W/230VAC | 27.5A/230VAC | 50 /70 | 168×44×30 |
| LN-75-12 | 75W/12V/6.25A | >90%/230VAC | 1W/115VAC,1.5W/230VAC | 27.A/230VAC | 50 /70 | 179×56×30 |
| LN-75-24 | 75W/24V/3.125A | >90%/230VAC | 1W/115VAC,1.5W/230VAC | 27.5A/230VAC | 50 /70 | 179×56×30 |
| LF-150-12 | 150W/12V/12.48A | >82%/230VAC | <3W/115VAC,<3W/230VAC | 20A/230VAC | 50 /70 | 244×68×36 |
| LF-150-24 | 150W/24V/6.24A | >87%/230VAC | <3W/115VAC,<3W/230VAC | 20A/230VAC | 50 /70 | 244×68×36 |

# 0/1-10V Constant Current Dimmable Led Driver

1. AC100-240V input, DC10-52V, 150-1750mA output, 1 PWM constant current.
2. The output power is 12-50W.
3. Dimming mode: 0-10V, 1-10V, 10V PWM, resistance, AC Push-Dim (self-reset switch).
4. If a 0/1-10V dimmer with RF function is used, the 0/1-10V dimmable led driver can be remotely controlled by RF.
5. The current can be selected through the dial switch.
6. Over temperature/overload/short circuit protection, automatic recovery.
7. 5-year warranty and 50,000 hours warranty.

LN-12A
12W 350mA

LF-15A
15W 150-700mA

LF-25A
25W 250-900mA

LF-36A
36W 350-1200mA

LF-50A
50W 500-1750mA

| Mode | Output | Efficiency | Standby Power | Impulse Current | (Ta/Tc) | Size(mm) |
|---|---|---|---|---|---|---|
| LN-12A | 12W/37V/350mA | >80%/220VAC | <1W | 5A/230VAC | 50℃/70℃ | 138×32×24 |
| LF-15A | 15W/10-45V/150mA/200mA/350mA/400mA/450mA/500mA/650mA/700mA | >80%/220VAC | <2W | 16A/230VAC | 50℃/70℃ | 168×44×30 |
| LF-25A | 25W/10-52V/250mA/300mA/350mA/400mA/500mA/600mA/700mA/900mA | >80%/220VAC | <2W | 16A/230VAC | 50℃/70℃ | 168×44×30 |
| LF-36A | 36W/10-52V/350mA/500mA/600mA/700mA/800mA/900mA/1050mA/1200mA | >82%/220VAC | <2W | 16A/230VAC | 50℃/70℃ | 168×44×30 |
| LF-50A | 50W/10-52V/500mA/700mA/900mA/1050mA/1200mA/1400mA/1600mA/1750mA | >84%/220VAC | <2W | 16A/230VAC | 50℃/70℃ | 133×88×30 |

# DALI LED Dimmer Series

## DALI LED Dimmer Series

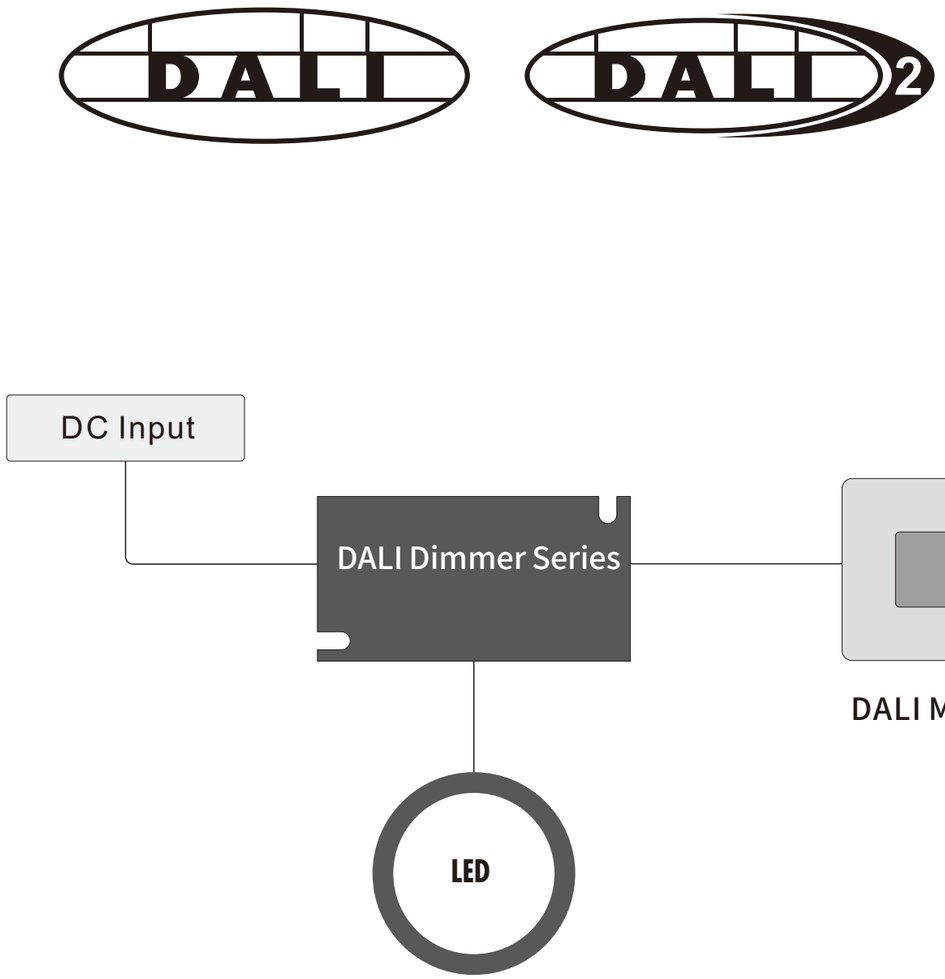

## DALI Series

SKYDANCE DALI 1/4-channel PWM constant voltage dimmer is compatible with DALI standard protocol IEC 62386-102, IEC 62386-207, DC12/24V constant voltage power supply,1/4 DALI address, 1/4 PWM constant voltage output, DALI address is automatically assigned by DALI master control, or set by digital tube button.

DALI protocol (Digital Addressable Lighting Interface) is an international standard lighting control communication protocol, with overall dimming, group dimming, addressing dimming, and multiple scenarios mode settings ect powerful dimming functions , can monitor and control each device through two-way data exchange.
SKYDANCE DALI dimming series products comply with the IEC62386 standard, and can be connected with any device conforming to the DALI protocol on the same bus control, with strong compatibility.
Including DALI 1/4-channel PWM constant voltage dimmer, DALI Triac dimmer, etc.

### DALI Dimmer

DA1

DA4

DA4-D

| Mode | Input Voltage | Input Type | Output Current | Output Power | Size(mm) |
|---|---|---|---|---|---|
| DA1 | 12-24VDC | Constant Voltage | 1Channel,15A/Channel | 180-360W | L175*W45*H27mm |
| DA4 | 12-24VDC | Constant Voltage | 4Channel5A/Channel | 4x(60-120)W | L175*W45*H27mm |
| DA4-D | 12-24VDC | Constant Voltage | 4Channel,5A/Channel | 4x(60-120)W | L115*W48*H67mm |



## DALI Series



### DALI Triac Dimmer

DT

| Mode | Input Volatge | Output Current | Output Power | Size(mm) |
|---|---|---|---|---|
| DT | 100-240VAC | 1.2A x1channel | 120-288W(100/240V) | L175*W45*H27mm |

# Power Repeater Series

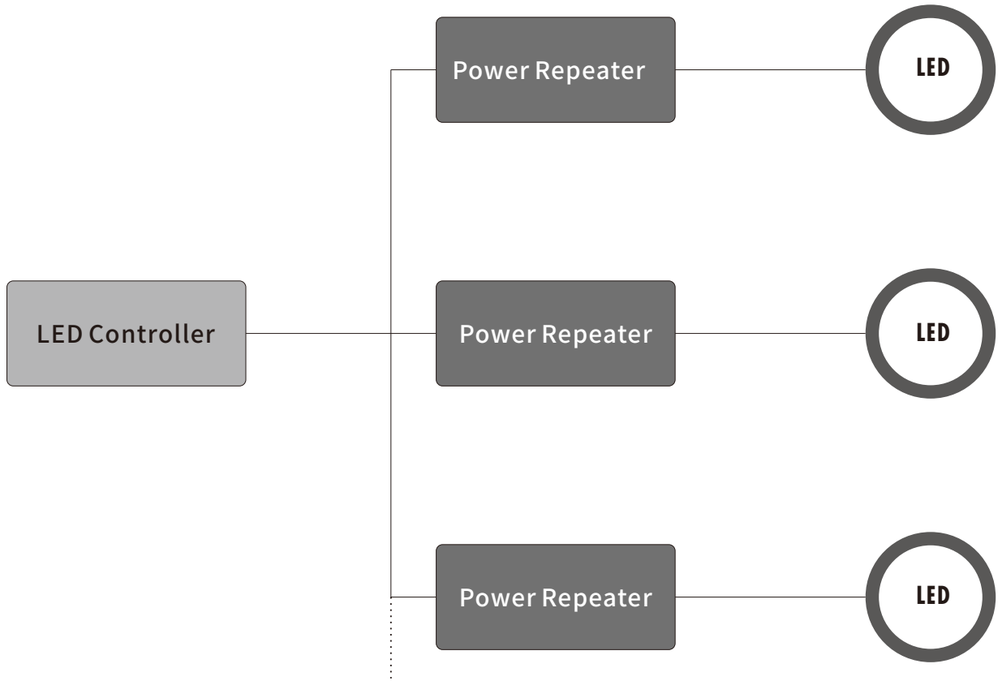

# Power Repeater Series

Due to the voltage drop of constant voltage LED lights, in the LED lighting control system, as the transmission distance increases and the load cascade increases, the LED power supply driving ability is insufficient.The brightness at the end of the lamp drops significantly, which affects the consistency of the LED lamp output. By using a power repeater, accepting constant voltage PWM signal control to expand the output of the constant voltage controller Power to achieve synchronous control effect. Each PWM constant voltage controller can theoretically connect an unlimited number of constant voltage power repeater in series or parallel to control more monochrome, color temperature, RGB, RGBW And RGB+CCT constant voltage LED lights.

SKYDANCE constant voltage power repeater series adopt DC12/24/36/48/60V constant voltage led driver, 1/2/3/4/5 channel PWM constant voltage signal input, 1/2/3/4/5 channel PWM Constant voltage power 3KV photoelectric isolation between output, input and output. The constant voltage power repeater needs to be used with RF constant voltage controller, DMX constant voltage decoder, DALI PWM constant voltage dimmer, etc.

## 1 Channel Power Repeater

EV1

EV1-S

EV1-X

| Mode | Input Voltage | Output Current | Output Power | Size(mm) |
|---|---|---|---|---|
| EV1 | 5-36VDC | 1channel,each channel≤8A | 5V<40W, 12V<96W, 24V<192W, 36V<288W | L97*W33*H18mm |
| EV1-S | 12-24VDC | 1channel,each channel≤15A | 12V<180W, 24V<360W | L175*W45*H27mm |
| EV1-X | 12-24VDC | 1channel,each channel≤30A | 12V<360W,24V<720W | L107*W75*H24.5mm |

# Power Repeater Series

## 2 Channel Power Repeater

EV2

| Mode | Input Voltage | Output Current | Output Power | Size(mm) |
|---|---|---|---|---|
| EV2 | 12-36VDC | 2Channel Each Channel≤8A | 12V<192W ,24<384W, 36V<576W | L175*W45*H27mm |

## 3 Channel Power Repeater

EV3

EV3-H

EV3-X

| Mode | Input Voltage | Output Current | Output Power | Size(mm) |
|---|---|---|---|---|
| EV3 | 12-36VDC | 3Channel,Each Channel≤6A | 12V<216W ,24<432W, 36V<648W | L175*W45*H27mm |
| EV3-H | 12-60VDC | 3Channel,Each Channel≤5A | 180-900W | L175*W45*H27mm |
| EV3-X | 12-36VDC | 3Channel,Each Channel≤10A | 12V<360W ,24V<720W, 36V<1080W | L107*W75*H24.5mm |

## 4 Channel Power Repeater

EV4

EV4-H

EV4-X

EV4-D

EV4-WP (IP67 WATERPROOF)

| Mode | Input Voltage | Output Current | Output Power | Size(mm) |
|---|---|---|---|---|
| EV4 | 12-36VDC | 4channel,each channel≤5A | 12V<240W, 24V<480W, 36V<720W | L175*W45*H27mm |
| EV4-H | 12-60VDC | 4channel,each channel≤5A | 240-1200W | L175*W45*H27mm |
| EV4-X | 12-36VDC | 4channel,each channel≤8A | 12V<384W, 24V<768W | L107*W75*H24.5mm |
| EV4-D | 12-24VDC | 4channel,each channel≤5A | 12V<240W, 24V<480W | L115*W48*H67mm |
| EV4-WP | 12-36VDC | 4channel,each channel≤5A | 12V<240W, 24V<480W, 36V<720W | L176*W78*H38mm |

## 5channel power repeater

EV5

| Mode | Input Voltage | Output Current | Output Power | Size(mm) |
|---|---|---|---|---|
| EV5 | 12-24VDC | 5Channel 5A/Channel | 12V<300W ,24V<600W | L107*W75*H24.5mm |

# SPI SERIES





# SPI Series

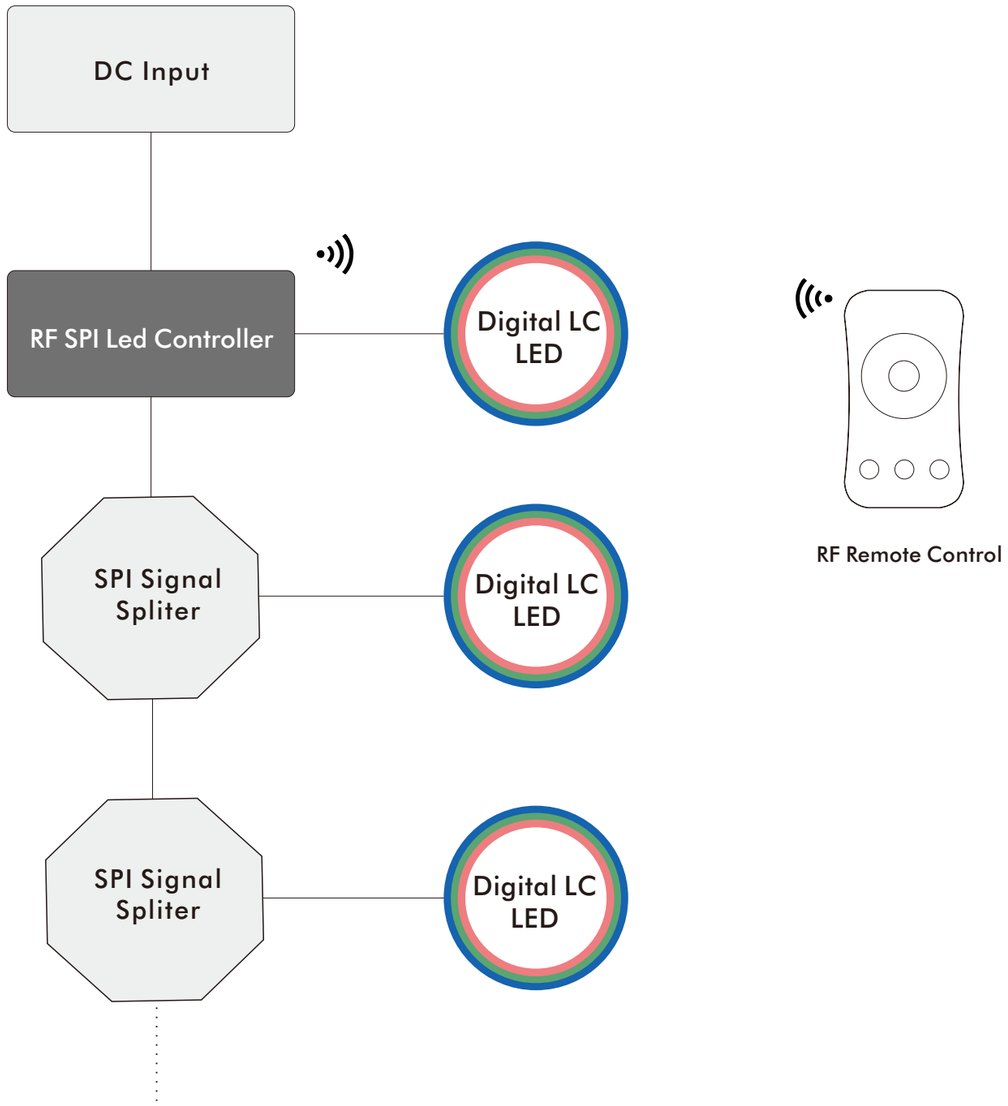

# SPI Series



SKYDANCE SPI Symphony series products include RF SPI controller, DMX-SPI decoder and SPI signal amplifier.
The SPI controller or decoder adopts DC5-24V constant voltage power supply and outputs 1/2/3 SPI signal (DATA+CLK),
Compatible with up to 31 RGB/RGBW chip types, R/G/B color sequence can be set, 32 dynamic change modes are supported,
The maximum control point is 1024 pixels, bringing you a fantastic color experience.

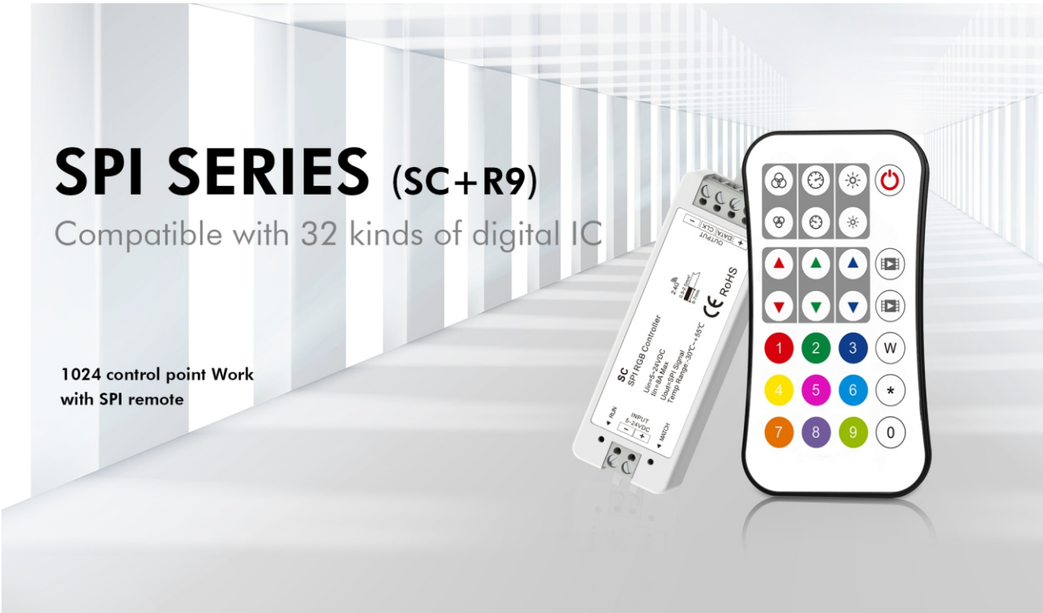


## SPI Controller

- Mini RF 2.4G multi-pixel RGB controller with SPI output
- Use with Skydance 2.4G RGB remote control
- Compatible with more than 30 digital IC LED strips
- Built-in 32 dynamic modes

| Mode | Input Voltage | Output Current | Output Signal | Output Points | Size(mm) |
|---|---|---|---|---|---|
| SC | 5-24VDC | MAX 8A | SPI | 1024 | L97*W33*H18mm |

## SPI Remote Control

- Suitable for RGB or RGBW LED controller
- 1 remote control can be paired with one or more receivers
- CR2032 button battery power supply
- LED indicator

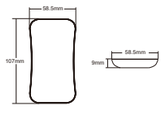

| Mode | Power Supply | Working Current | Standby Current | Standby Time |
|---|---|---|---|---|
| R9 | CR2032Button Battery | <5mA | <2uA | 2 Year |



# SPI Series



## SPI Signal Amplifier

- Split 1 group of SPI signals (data + clock) into 2 groups of SPI signals
- Used in conjunction with SPI controller, suitable for synchronously controlling multiple SPI digital RGB or RGBW LED strips

| Mode | Input Voltage | Input Signal | Output Signal | Size(mm) |
|---|---|---|---|---|
| SA | 5-24VDC | 1GroupSPI(TTL) | 2GroupSPI(TTL) | L52*W52*H26mm |

## DMX-SPI Decoder

- DMX512 SPI decoder and RF controller with display.
- Compatible with 30 digital IC RGB or RGBW LED strips, IC type and R/G/B order can be set.
  Compatible ICs: Tm1803, Tm1804, Tm1809, Tm1812, UCS1903, UCS1909, UCS1912, UCS2903, UCS2909, UCS2912, Ws2811, Ws2812, Tm1829, TLS3001, TLS3002, Gw6205, MBI6120, TM1814B, SK6812, LPD6803, LPD1101, D705, UCS6909, UCS6912, LPD8803, LPD8806, Ws2801, Ws2803, P9813, SK9822.
- DMX decoding mode, independent mode and RF mode are optional.
- Standard DMX512 compatible interface, set the DMX decoding start address through the button.
- In standalone mode, change the mode, speed or brightness by pressing the button.
- In RF mode, it is compatible with Skydance 2.4G RGB / RGBW remote control.
- 32 dynamic modes, including horse racing, chasing, running water, trailing or drifting gradually.

DS

DS-L

DSA

| Mode | Input Voltage | Input Signal | Output Signal | Input Point | Size(mm) |
|---|---|---|---|---|---|
| DS | 5-24VDC | DMX512+RF2.4G | SPI | 900 | L115*W48*H67mm |
| DS-L | 5-24VDC | DMX512+RF2.4G | SPI x 2 | 900 | L170*W50*H23mm |
| DSA | 5-24VDC | DMX512+RF2.4G | SPI x 3 | 900 | L165*W70*H37mm |